Repair Material

www.szigabt.hu

VULCANIZERS & RETREADERS

2007/2008

Automotive

REMA TIP TOP

CERTIFICATE

TÜV CERT

Management system as per
DIN EN ISO 9001 : 2000

In accordance with TÜV CERT procedures, it is hereby certified that

REMA TIP TOP

REMA TIP TOP GmbH
Gruber Straße 65
85586 Poing
Germany

applies a management system in line with the above standard for the following scope:

- **rubber and plastic products against wear and corrosion**
- **everything for tyres and wheels**
- **moulded parts made of rubber**
- **development and related support in planning, installation and service**

at the factories in Poing, Fürstenzell and Desdorf

Certificate Registration No. 08 100 949065
Audit Report No. 3500 8061

Valid until 2007-11-04
Initial certification 1994-04-08

TÜV CERT Certification Body
at TÜV NORD CERT GmbH

Essen, 2007-01-01

This certification was conducted in accordance with the TÜV CERT auditing and certification procedures and is subject to regular surveillance audits.
TÜV NORD CERT GmbH Langemarckstrasse 20 45141 Essen www.tuev-nord-cert.com

IAF

TÜV NORD

TABLE OF CONTENT

Tube Repair A

Repair Products for Tyres B

Vulcanizing Machines and Accessories C

Special Tools for Tyre Handling and Regrooving D

Special Tools for Tyre Repair E

Buffing Motors and Hand Tools F

Chemical Products G

SERVICECYCLE

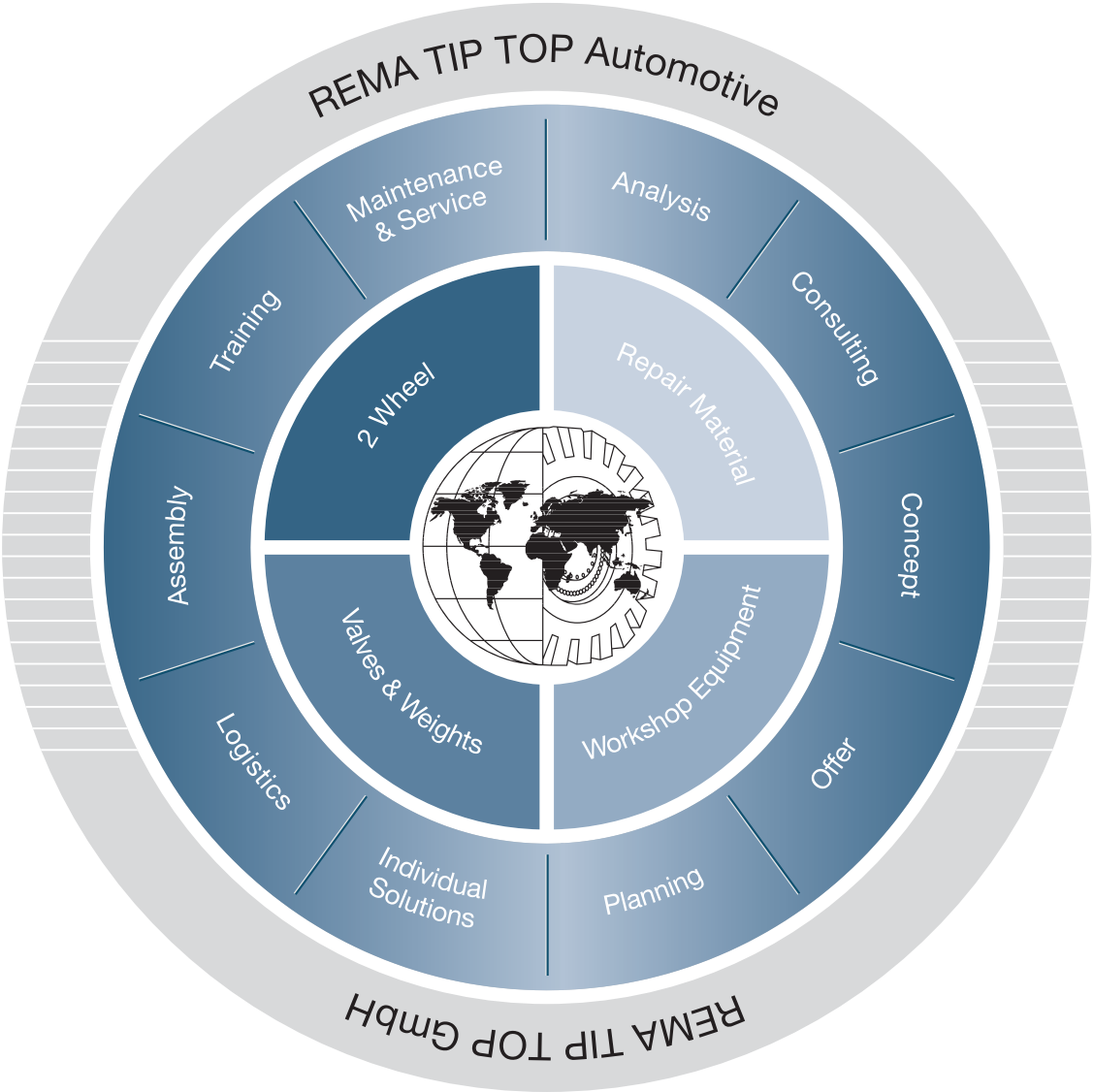

ONE BRAND - ONE SOURCE - ONE SYSTEM

REMA TIP TOP WORLDWIDE SUBSIDIARIES

Automotive

AUSTRALIA	**REMA TIP TOP Australia Pty. Ltd.** Unit 9+10, 332-350 Edgar Street Bankstown N.S.W. 2200	Phone Fax	+61-29/7724899 +61-29/7711260
JAPAN	**REMA TIP TOP Japan Inc.** 338, Kamiotai 2-chome Nishi-ku Nagoya 452-0821	Phone Fax	+81-52/5023500 +81-52/5023620
USA	**REMA TIP TOP North America Inc.** 119 Rockland Avenue (P.O. Box 76) Northvale N.J. 07647	Phone Fax	+1-201/7688100 +1-201/7680947
DENMARK	**Koldvulk A/S** Ambolten 27 DK-6000 Kolding	Phone Fax	+45-75/528133 +45-75/542305
FINLAND	**REMA TIP TOP Oy** Hakamäenkuja 7 SF-01510 Vantaa	Phone Fax	+358-9/8700520 +358-9/87005222
FRANCE	**REMA TIP TOP France S.A.R.L.** 8, rue Jean Rostand F-78190 Trappes	Phone Phone Fax	+33-1/30139902 +33-1/30139932 +33-1/30502919
NETHERLANDS	**REMA TIP TOP Nederland B. V.** Wageningselaan 62/ Postbus 387 NL-3903 LA Veenendaal	Phone Phone Fax	+31-318509950 +31-318509951 +31-318521468
	Explora B.V. Postbus 300, 6710 BH Ede Maxwellstraat 4, 6716 BX Ede	Phone Fax	+31-318648220 +31-318648245
SPAIN	**REMA TIP TOP Iberica S.A.** Luxemburg, 11 P.I. Cova Solera E-08191 Rubi/Barcelona	Phone Phone Phone Fax Fax	+34-93/5885551 +34-93/5862728 +34-93/5862727 +34-93/5887292 +34-93/5887293
SWITZERLAND	**REMA TIP TOP Vulc-Material AG** Birmensdorfer Str. 30 CH-8902 Urdorf/ZH	Phone Phone Fax	+41-1/7358220 +41-1/7358230 +41-1/7358299
ENGLAND / UK	**REMA TIP TOP U.K. Ltd.** Westland Square Leeds LS11 5XS West Yorkshire	Phone Fax	+44-1132/770044 +44-1132/772139
GERMANY	**REMA TIP TOP Automotive GmbH** Boschstraße 4 59609 Anröchte	Phone Fax	+49 2947/97387-0 +49 2947/97387-50
SOUTH AFRICA	**NENANA MANAGEMENT SERVICES (PTY) LTD.** 83, Wriggle Road, Heriotdale 2094 P.O. Box 40583, Cleveland 2022	Phone Fax	+27-11-626 24 86 +27-11-626 20 22
CHINA	**REMA TIP TOP RUBBER TECHNOLOGY CO. LTD.** Building 7, Shenlan Industrial Zone Shi Bei Da Dao, Da Shi, Panyu District 511430 Guangzhou	Phone Fax	+86-20-3993 4868 +86 20-3993 4828

Automotive

Tube Repair

A

Tube Repair

A

Tube patches, red edge

Tube patches for the repair of bicycle, motorcycle, car, truck, and tractor tubes. REMA TIP TOP tube patches with double-scalloped edge ensure perfect bonding and 100% vulcanization. Due to the stepped multi-layer structure of their main bodies, they stretch evenly in all directions when the tube is inflated. Furthermore they leave no edges on the repair area.

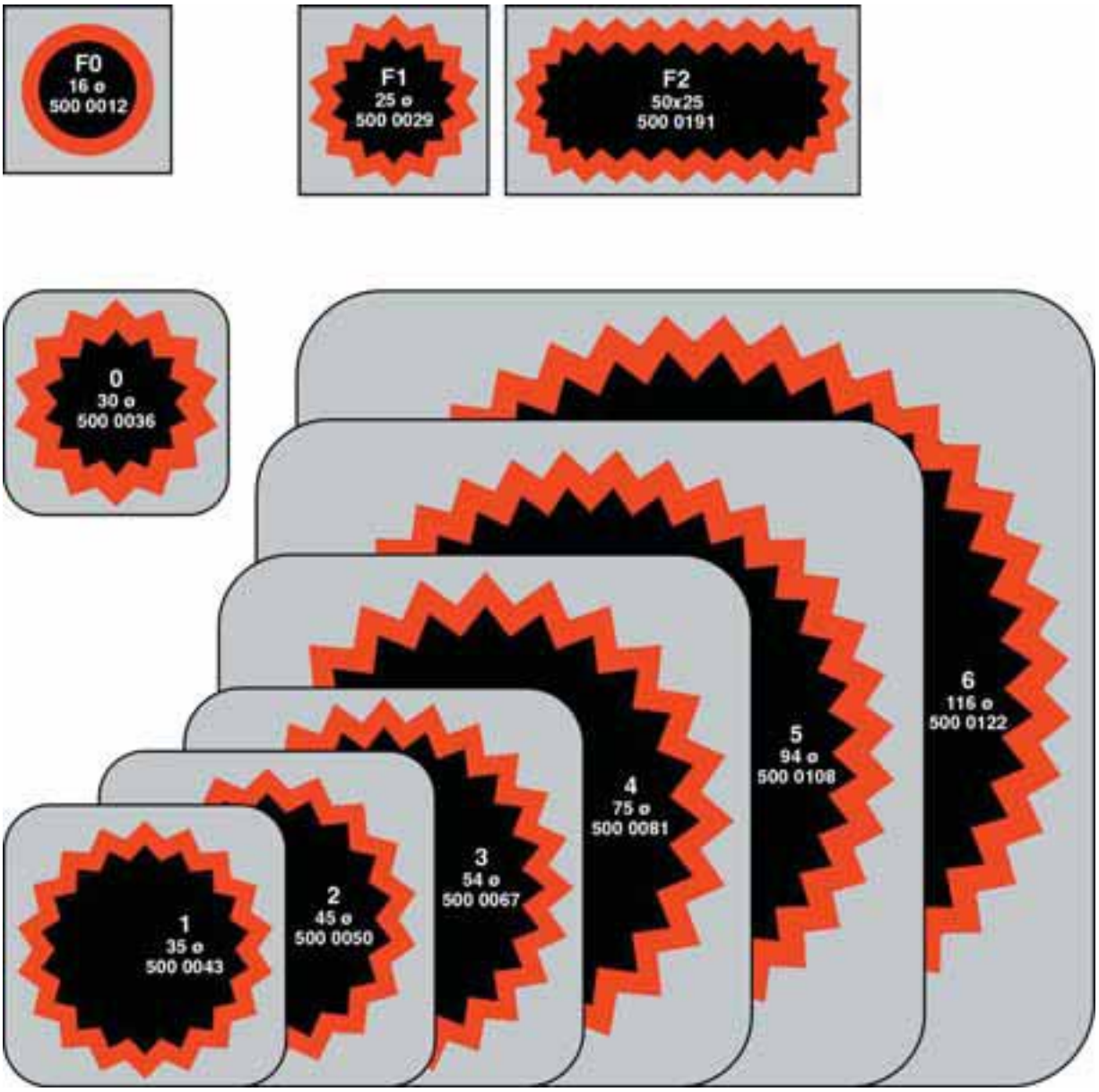

Tube patches shown in original size.
Dimensions in mm approx.

A



Tube patches shown in original size.
Dimensions in mm approx.

Repair patches

A

Tube patches, red edge

Tube patches for the repair of bicycle, motorcycle, car, truck, and tractor tubes. REMA TIP TOP tube patches with double-scalloped edge ensure perfect bonding and 100% vulcanization. Due to the stepped multi-layer structure of their main bodies, they stretch evenly in all directions when the tube is inflated. Furthermore they leave no edges on the repair area.

Ref. No.	Designation Red edge	Size [mm]	Content	Qty					
500 0012	Tube patches F 0	Ø 16	100	5	•				
500 0029	Tube patches F 1	Ø 25	100	5	•				
500 0191	Tube patches F 2	50 x 25	100	6	•				
500 0036	Tube patches No. 0	Ø 30	100	6	•	•	•		
500 0043	Tube patches No. 1	Ø 35	30	6	•	•	•		
500 0050	Tube patches No. 2	Ø 45	30	6		•	•		
500 0067	Tube patches No. 3	Ø 54	30	6			•	•	•
500 0081	Tube patches No. 4	Ø 75	30	3			•	•	•
500 0108	Tube patches No. 5	Ø 94	10	1				•	•
500 0122	Tube patches No. 6	Ø 116	10	1				•	•
500 0201	Tube patches No. 7	74 x 37	30	6		•	•		
500 0225	Tube patches No. 7A	90 x 45	30	3			•	•	•
500 0263	Tube patches No. 7B	150 x 75	10	1				•	•
500 0304	Tube patches No. 7C	188 x 94	10	1				•	•

Tube patches, black edge

Tube patches for the repair of bicycle, motorcycle, car, truck, and tractor tubes. REMA TIP TOP tube patches with double-scalloped edge ensure perfect bonding and 100% vulcanization. Due to the stepped multi-layer structure of their main bodies, they stretch evenly in all directions when the tube is inflated. Furthermore they leave no edges on the repair area.

Ref. No.	Designation Black edge	Size [mm]	Content	Qty					
500 1011	Tube patches F 0	Ø 16	100	5	•				
500 1028	Tube patches F 1	Ø 25	100	5	•				
500 1190	Tube patches F 2	50 x 25	100	6	•				
500 1035	Tube patches No. 0	Ø 30	100	6	•	•	•		
500 1042	Tube patches No. 1	Ø 35	30	6	•	•	•		
500 1059	Tube patches No. 2	Ø 45	30	6		•	•		
500 1066	Tube patches No. 3	Ø 54	30	6			•	•	•
500 1080	Tube patches No. 4	Ø 75	30	3			•	•	•
500 1107	Tube patches No. 5	Ø 94	10	1				•	•
500 1121	Tube patches No. 6	Ø 116	10	1				•	•
500 1200	Tube patches No. 7	74 x 35	30	6		•	•		
500 1224	Tube patches No. 7A	90 x 45	30	3			•	•	•
500 1262	Tube patches No. 7B	150 x 75	10	1				•	•
500 1303	Tube patches No. 7C	188 x 94	10	1				•	•

A

Two-wheel repair kits

Ref. No.	Designation	Qty		
506 0007	**Two-wheel repair kit TT 01, touring** The basic kit for bicycle tyre repair **Scope of delivery:** • 4 patches size F1 • 1 patch size F2 • 1 tube of SVS solution (3 g) • 1 emery paper • 1 valve tube • 1 instruction	36	•	
506 4003	**Two-wheel repair kit TT 01, touring, with self-service clip** The basic kit for bicycle tyre repair **Scope of delivery:** • 4 patches size F1 • 1 patch size F2 • 1 tube of SVS solution (3 g) • 1 emery paper • 1 valve tube • 1 instruction	10	•	
506 0100	**Two-wheel repair kit TT 02, touring** The 'No. 1' among the repair kits. **Scope of delivery:** • 6 patches size F1 • 1 patch size F2 • 1 tube of SVS solution (5 g) • 1 emery paper • 1 valve tube • 1 instruction	24		•
506 4106	**Two-wheel repair kit TT 02, touring, with self-service clip** The 'No. 1' among the repair kits. **Scope of delivery:** • 6 patches size F1 • 1 patch size F2 • 1 tube of SVS solution (5 g) • 1 emery paper • 1 valve tube • 1 instruction	10		•
507 9892	**Two-wheel repair kit TT 02, touring, in display stand dispenser box** The 'No. 1' among the repair kits. **Scope of delivery:** • 6 patches size F1 • 1 patch size F2 • 1 tube of SVS solution (5 g) • 1 emery paper • 1 valve tube • 1 instruction	20		•
506 9163	**Two-wheel repair kit TT 02, touring, in nostalgic metal box** The 'No. 1' among the repair kits. **Scope of delivery:** • 6 patches size F1 • 1 patch size F2 • 1 tube of SVS solution (5 g) • 1 emery paper • 1 valve tube • 1 instruction	1		•

506 0007

506 0100

507 9892

506 9163

A

506 0045

506 0193

506 0382

Ref. No.	Designation	Qty		
506 0045	**Two-wheel repair kit TT 04, sport, with self-service clip** Special assortment of extra thin patches for the professional repair of sport bicycles. **Scope of delivery:** • 4 patches size F0 • 1 patch size F01 • 1 tube of SVS solution (3 g) • 1 emery paper • 1 instruction	36	•	
506 4041	**Two-wheel repair kit TT 04, sport, with self-service clip** Special assortment of extra thin patches for the professional repair of sport bicycles. **Scope of delivery:** • 4 patches size F0 • 1 patch size F01 • 1 tube of SVS solution (3 g) • 1 emery paper • 1 instruction	10	•	
506 0193	**Two-wheel repair kit TT 05, MTB** The mobile breakdown kit for the ATB, MTB and frequent cyclist. **Scope of delivery:** • 2 patches size F1 • 1 patch size F2 • 1 patch size 0 • 1 cover plaster F2 blue • 1 tube of SVS solution (5 g) • 1 emery paper • 2 tyre levers • 1 instruction	16		•
506 4199	**Two-wheel repair kit TT 05, MTB, with self-service clip** The mobile breakdown kit for the ATB, MTB and frequent cyclist. **Scope of delivery:** • 2 patches size F1 • 1 patch size F2 • 1 patch size 0 • 1 cover plaster F2 blue • 1 tube of SVS solution (5 g) • 1 emery paper • 2 tyre levers • 1 instruction	10		•
506 0382	**Two-wheel repair kit TT 05 professional, MTB** The breakdown kit that puts the tyre under pressure. **Scope of delivery:** • 2 patches size F1 • 1 patch size F2 • 1 patch size 0 • 1 cover plaster F2 blue • 1 tube of SVS solution (5 g) • 1 emery paper • 2 tyre levers • 1 CO_2 cartridge • 1 CO_2 cartridge adapter • 1 valve core • 1 valve adapter • 1 slotted valve cap • 1 instruction	10	•	•

A

Ref. No.	Designation	Qty		
506 4175	**Two-wheel repair kit TT 05 professional, MTB, with self-service clip** The breakdown kit that puts the tyre under pressure. **Scope of delivery:** • 2 patches size F1 • 1 patch size F2 • 1 patch size 0 • 1 cover plaster F2 blue • 1 tube of SVS solution (5 g) • 1 emery paper • 2 tyre levers • 1 CO_2 cartridge • 1 CO_2 cartridge adapter • 1 valve core • 1 valve adapter • 1 slotted valve cap • 1 instruction	10	•	•
506 0605	**Two-wheel repair kit TT 06, MTB** The 'top-class' box. **Scope of delivery:** • 2 patches size F1 • 2 patches size F2 • 2 patches size 1 • 1 cover plaster F2 blue • 1 tube of SVS solution (5 g) • 1 emery paper • 2 tyre levers • 2 CO_2 cartridges • 1 CO_2 cartridge adapter • 1 rapid valve • 1 valve core • 1 collar nut • 1 valve adapter • 1 slotted valve cap • 1 instruction	10		•
506 4601	**Two-wheel repair kit TT 06, MTB, with self-service clip** The 'top-class' box. **Scope of delivery:** • 2 patches size F1 • 2 patches size F2 • 2 patches size 1 • 1 cover plaster F2 blue • 1 tube of SVS solution (5 g) • 1 emery paper • 2 tyre levers • 2 CO_2 cartridges • 1 CO_2 cartridge adapter • 1 rapid valve • 1 valve core • 1 collar nut • 1 valve adapter • 1 slotted valve cap • 1 instruction	10		•

506 0605

506 0203

Ref. No.	Designation	Qty		
506 0203	**Two-wheel repair kit TT 10, motorcycle** Ideal for moped and motorcycle. **Scope of delivery:** • 4 patches size 0 • 1 patch size 7 • 1 tube of SVS solution (5 g) • 1 emery paper • 1 instruction	24	•	•
506 4209	**Two-wheel repair kit TT 10, motorcycle, with self-service clip** Ideal for moped and motorcycle. **Scope of delivery:** • 4 patches size 0 • 1 patch size 7 • 1 tube of SVS solution (5 g) • 1 emery paper • 1 instruction	10	•	•

Tube Repair Kits

A

506 0306

506 0519

506 0911

Workshop kits

Ref. No.	Designation	Qty		
506 0306	**Tube repair kit TT 11** **Scope of delivery:** • 6 patches size 0 • 1 patch size 7 • 1 tube of SVS solution (5 g) • 1 emery paper • 1 instruction	24	•	•
506 4302	**Tube repair kit TT 11, with self-service clip** **Scope of delivery:** • 6 patches size 0 • 1 patch size 7 • 1 tube of SVS solution (5 g) • 1 emery paper • 1 instruction	40	•	•
506 0519	**Tube repair kit TT 12** **Scope of delivery:** • 4 patches size 1 • 2 patches size 2 • 1 patch size 3 • 1 patch size 4 • 1 patch size 7 • 1 patch size 7A • 1 tube of SVS solution (10 g) • 1 rasp • 1 instruction	10	•	•
506 4515	**Tube repair kit TT 12, with self-service clip** **Scope of delivery:** • 4 patches size 1 • 2 patches size 2 • 1 patch size 3 • 1 patch size 4 • 1 patch size 7 • 1 patch size 7A • 1 tube of SVS solution (10 g) • 1 rasp • 1 instruction	20	•	•
506 0911	**Tube repair kit TT 20** **Scope of delivery:** • 8 patches size 1 • 2 patches size 2 • 1 patch size 3 • 1 patch size 4 • 1 patch size 5 • 2 patches size 7 • 1 patch size 7A • 1 patch size 7B • 1 tube of SVS solution (25 g) • 3 rasps • 3 short valve cores • 1 instruction	1		•

A

Ref. No.	Designation	Qty		
507 0011	**Tube repair kit TT 21** **Scope of delivery:** • 14 patches size 1 • 4 patches size 2 • 2 patches size 3 • 2 patches size 4 • 1 patch size 5 • 4 patches size 7 • 2 patches size 7A • 2 patches size 7B • 1 PN 03 • 1 tube of SVS solution (50 g) • 5 rasps • 1 rasp handle • 3 short valve cores • 1 stitcher • 1 instruction	1	•	
507 0310	**Tube repair kit TT 30** **Scope of delivery:** • 12 patches size 2 • 6 patches size 3 • 2 patches size 4 • 1 patch size 5 • 3 patches size 7 • 4 patches size 7A • 2 patches size 7B • 2 PN 03 • 1 tube of SVS solution (50 g) • 2 rasps • 1 rasp handle • 1 stitcher • 1 instruction	1		•

507 0310

Workshop kits, tube

Ref. No.	Designation	Qty	
507 0602	**Workshop kit TT 40** **Scope of delivery:** • 70 patches size 1 • 50 patches size 2 • 40 patches size 3 • 10 patches size 4 • 30 patches size 7 • 20 patches size 7A • 5 patches size 7B • 1 can of SVS solution (175 g) • 2 rasps • 1 rasp handle • 1 stitcher • 3 rubber-based valves • 1 instruction	1	•
507 9706	**Workshop kit TT 42** **Scope of delivery:** • 30 patches F 2 • 100 patches size 1 • 40 patches size 2 • 20 patches size 3 • 50 patches size 7 • 1 can of SVS solution (175 g) • 2 rasps • 1 rasp handle • 1 stitcher • 1 can of LIQUID BUFFER (250 ml) • 1 instruction	1	•

507 9706

Valves

A

501 0071

501 0088

501 0318

501 0277


501 0600

501 0136

501 0143

501 0167

501 0253

501 1900

Rubber base valves

Note: Before doing repairs with valve patches and rubber base valves **always** buff the tube mechanically!

Ref. No.	Designation	Rubber base dia. [mm]	Bending angle [°]	Shaft dia. [mm]	Length [mm]	TR No.	Rim hole [mm]	Alligat or No.	Content	Qty				
501 0040	Moped valve	45							10	1	•			
501 0071	Scooter valve	45	70						10	1	•			
501 0088	Scooter valve	45	90						10	1	•			
501 0136	Car valve	60		12	38	13			10	1		•		
501 0143	Car valve	60		13.5	38	14			10	1		•		
501 0150	Car valve	60		16.5	38	15			10	1		•		
501 0174	Car valve	80		16.5	52	25			10	1		•		
501 0181	Car valve	80		13.5	67	35			10	1		•		
501 0167	Car valve, slanted	60		13.5	41	14			10	1		•		
501 0215	Truck valve	90		13.5	94	50			10	1			•	
501 0318	Truck valve	90			95.5	75a			5	1			•	
501 0356	Truck valve	90			115.5	177a			5	1			•	
501 0370	Truck valve	90			125.5	77a			5	1			•	
501 0394	Truck valve	90			135.5	175a			5	1			•	
501 0404	Truck valve	90			147.5	78a			5	1			•	
501 0428	Truck valve	120			163.5	179a			5	1			•	
501 0442	Truck valve	120			178.5	79a			5	1			•	
501 0277	Air/water valve, new type	80				218a			10	1				•
501 0253	Air/water valve, old type	80				218			10	1				•
501 0600	Special rubber valve, retractable, loose in bag For rubber tubes used for swim-ming and other sports equipment.								1	1				
	Accessories:													
563 1900	Plastic rim ferrule, for TR 13						16	3305	100	1				

Note: Before doing repairs with valve patches and rubber base valves **always** buff the tube mechanically!

Ref. No.	Designation	Rubber base dia. [mm]	Content	Qty	
501 0545	Truck valve seating For use with VG12	80	10	1	•
501 0583	Truck valve seating For use with VG12	120	5	1	•
501 0507	Truck valve seating For use with VG8 (Michelin)	80	10	1	•
501 0521	Truck valve seating For use with VG8 (Michelin)	120	5	1	•

Valve patch

Valve patches with fabric reinforcement

Note: Before doing repairs with valve patches and rubber base valves **always** buff the tube mechanically!

Ref. No.	Designation	Rim hole [mm]	Tube size [mm]	Content	Qty				
500 5718	Valve patch V1	7.5		10	1	•	•	•	
500 5725	Valve patch V2	7.5	2.50 x 19	10	1		•	•	
500 5732	Valve patch V3	7.5	3.00 x 19 and 3.50 x 19	10	1		•		
500 5749	Valve patch V4	7.5	4.25 x 15 up to 7.00 x 20	10	1			•	•
500 5756	Valve patch V5	7.5	7.25 x 20 up to 7.50 x 20	10	1				•
500 5763	Valve patch V6	7.5	8.25 x 20 up to 14.00 x 20	10	1				•

Valve patch, fabric reinforced

Rubber spuds (hot vulcanization)

Note: Before doing repairs with valve patches and rubber base valves **always** buff the tube mechanically!

Ref. No.	Designation	Alligator No.	TR No.	Content	Qty		
563 1948	Rubber base VG8, with screw thread	32.7040		10	1	•	
562 8401	Reduction thread ring VG8 to VG12			10	1	•	
562 3224	Tractor valve		218a	10	1		•
562 2885	Rim nut, chromium	32.2200		10	1		•
562 2861	Rim nut, plastic			10	1		•

562 8401

562 3224

A

Chemical cleaning

505 9685

505 9702

505 9692

505 0144

LIQUID BUFFER

LIQUID BUFFER (free of CFC and aromatic compounds).
For quick and easy cleaning and buffing of tubes. For chemical cleaning before mechanical buffing.

Ref. No.	Designation	Content	Qty
505 9685	LIQUID BUFFER	250 ml tin	25
505 9702	LIQUID BUFFER	1000 ml can	10
505 9719	LIQUID BUFFER	5 l can	1
505 9692	LIQUID BUFFER	500 ml spray	12
	Accessories:		
593 0144	Spray bottle	0.5 l	1

Vulcanizing

595 8353

Vulcanizing fluid

Vulcanizing fluid

Vulcanizing fluid (free of CFC and aromatic compounds).
For the vulcanization of tube patches, valve patches and rubber-based valves.

Ref. No.	Designation	Content	Qty
505 9018	Vulcanizing fluid	50 x 3 g tube	1
505 9025	Vulcanizing fluid	10 x 3 g tube	1
505 9032	Vulcanizing fluid	50 x 5 g tube	1
505 9056	Vulcanizing fluid	50 x 10 g tube	1
505 9128	Vulcanizing fluid	50 x 25 g tube	1
505 9142	Vulcanizing fluid	25 x 50 g tube	1
505 9159	Vulcanizing fluid, with brush top	25 x 70 g can	1
505 9197	Vulcanizing fluid, with brush top	25 x 175 g can	1
505 0196	Vulcanizing fluid	25 x 175 g can	1
505 9245	Vulcanizing fluid	10 x 500 g can	1
	Accessories:		
595 8353	Brush, with screw top	10	1

Repair Products for Tyres

B

Repair plugs

511 1190

***/**Instructions for RUN FLAT, MINICOMBI, SEALASTIC, SUPER SEALASTIC, REMA SEAL, and SEALFIX: Follow the guidelines and legal regulations of your country when using the product(s).**

In the Federal Republic of Germany, please comply with the Guideline for the Repair of Pneumatic Tyres VkBl. 2001, page 91:
3. General Requirements (excerpt):
3.1. As a matter of principle, a tyre must be demounted from the rim to evaluate the injury before the tyre is repaired.
3.3. ...only appropriate repair material must be used in accordance with the instructions of the manufacturer ... taking into account the compatibility of the products used for repair.
3.5. Injuries to tyres treated with a puncture spray cannot be repaired.
3.6. Inserting a tube without first repairing the tyre injury is not allowed.

RUN FLAT*

The new REMA TIP TOP RUN FLAT Repair Kit enables successful repair of tread injuries to run flat tyres. The kit includes appropriate tools and products with special instructions for the safe repair of these tyres.

Ref. No.	Designation	Qty	
511 1190	**RUN FLAT Repair Kit** **Scope of delivery:** • 1 workshop kit MC A3 • 1 workshop kit MC A 4.5 • 1 can of LIQUID BUFFER (250 ml) • 1 INNERLINER SEALER (175 ml can, with brush top) • 1 carbide mill cutter 3 mm • 1 carbide mill cutter 4.5 mm • 1 contour wheel K 60 • 1 tool holder with 8 mm shaft • 1 positioning template • 1 repair instruction RUN FLAT	1	•

MINICOMBI*

MINICOMBI, the combined patch/plug tyre repair for punctures to the tread of both radial and cross-ply tyres. The MINICOMBI repair units self-vulcanize in the tyre. The tyre inside and the puncture channel are repaired in one operation. The ingression of moisture, dirt, stones or all materials that lead to premature deterioration of the casing and belts is prevented. All MINICOMBIs are available with the practical and time-saving metal pilots.

Ref. No.	Designation	Qty
511 1200	**PROFI MINICOMBI BOX** • • • • • The products included in the kit can also be ordered individually. **Scope of delivery:** • 511 1217 1 MINICOMBI A3, refill (10 pieces) • 511 1224 1 MINICOMBI A 4.5, refill (8 pieces) • 511 1231 1 MINICOMBI A6, refill (8 pieces) • 511 1231 1 LIQUID BUFFER (250 ml can) • 515 9028 1 INNERLINER SEALER (175 g can) • 515 9334 2 SPECIAL CEMENT BL (30 g tubes) • 570 9070 1 leak detection spray (400 ml spray can) • 596 1027 1 patch stitcher, standard, corrugated • 595 8353 1 brush top • 595 4900 1 carbide mill cutter Ø 3 mm • 595 5019 1 carbide mill cutter Ø 4.5 mm • 595 4962 1 carbide mill cutter Ø 6 mm • 595 4216 1 dome rasp K36 Ø 65 mm • 595 4034 1 arbour • 506 0519 1 tube repair kit TT 12	1
511 2151	**MINICOMBI Combi Pack A3/A6** • • • • • The Combi Pack A3/A6 combines the shop kits A3 and A6. **Scope of delivery:** • 25 repair units A3 • 20 repair units A6 • 6 SPECIAL CEMENT BL (12 g tubes) • 1 HSS steel cutter Ø 3 mm • 1 HSS steel cutter Ø 6 mm	1
511 2209	**MINICOMBI Combi Pack A6/B8** • • • • The Combi Pack A6/B8 combines the shop kits A6 and B8. **Scope of delivery:** • 20 repair units A6 • 20 repair units B8 • 4 SPECIAL CEMENT BL (30 g tubes) • 1 HSS steel cutter Ø 6 mm • 1 HSS steel cutter Ø 8 mm	1

511 1200

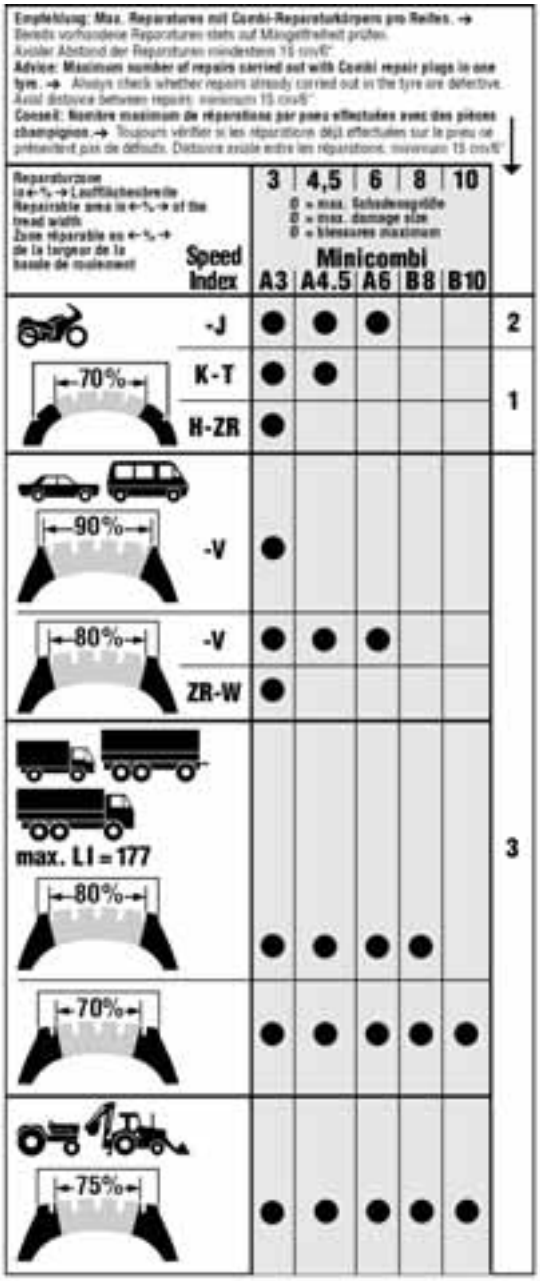

511 2151

511 2209

B

B

511 1956

511 3208

511 3040

511 3095

511 3143

Ref. No.	Designation	Qty					
511 1956	**MINICOMBI A3, workshop kit** Used for tread damage up to 3 mm. **Scope of delivery:** • 25 repair units • 3 tubes of SPECIAL CEMENT BL (12 g each) • 1 HSS steel cutter Ø 3 mm	1	•	•	•	•	•
511 1963	**MINICOMBI A3, refill pack** Used for tread damage up to 3 mm. **Scope of delivery:** • 50 repair units with metal pilot	1	•	•	•	•	•
511 3208	**MINICOMBI A4.5, workshop kit** Used for tread damage up to 4.5 mm. **Scope of delivery:** • 20 repair units • 2 tubes of SPECIAL CEMENT BL (30 g each) • 1 HSS steel cutter Ø 4.5 mm	1	•	•	•	•	•
511 3215	**MINICOMBI A4.5, refill pack** Used for tread damage up to 4.5 mm. **Scope of delivery:** • 40 repair units with metal pilot	1	•	•	•	•	•
511 3040	**MINICOMBI A6, workshop kit** Used for tread damage up to 6 mm. **Scope of delivery:** • 20 repair units • 2 tubes of SPECIAL CEMENT BL (30 g each) • 1 HSS steel cutter Ø 6 mm	1	•	•	•	•	•
511 3057	**MINICOMBI A6, refill pack** Used for tread damage up to 6 mm. **Scope of delivery:** • 40 repair units with metal pilot	1	•	•	•	•	•
511 3095	**MINICOMBI B8, workshop kit** Used for tread damage up to 8 mm. **Scope of delivery:** • 20 repair units • 2 tubes of SPECIAL CEMENT BL (30 g each) • 1 HSS steel cutter Ø 8 mm	1			•	•	•
511 3105	**MINICOMBI B8, refill pack** Used for tread damage up to 8 mm. **Scope of delivery:** • 20 repair units B8 with metal pilot	1			•	•	•
511 3129	**MINICOMBI B8, refill pack** Used for tread damage up to 8 mm. **Scope of delivery:** • 20 repair units B8 without metal pilot • 3 pull wires	1			•	•	•
511 3136	**MINICOMBI B10, kit** Used for tread damage up to 10 mm. **Scope of delivery:** • 18 repair units B10 without metal pilot • 3 pull wires	1				•	•
511 3143	**MINICOMBI B10, kit** Used for tread damage up to 10 mm. **Scope of delivery:** • 18 repair units with metal pilot	1				•	•
511 1808	**Pull wire**	1					

SEALASTIC**

Temporary nail hole repair for cross-ply truck tyres mounted on the rim (max. injury size 8 mm) as well as EM and agricultural tyres (max. injury size 15 mm). Also suitable for tubeless radial EM tyres (up to a maximum speed of 40 km/h, if the "carbide mill cutter, pointed" is used. For larger injuries, use the corresponding REMA TIP TOP repair patches according to the relevant repair chart.

Ref. No.	Designation	Content	Qty				
510 1155	**SEALASTIC TRUCK/EM, kit** **Scope of delivery:** • 10 repair units • 2 SPECIAL CEMENT BL (40 g cans) • 1 insertion tool for EM • 1 rasp Ø 6,5 mm		1	•		•	•
510 2109	**SEALASTIC TT 605, refill pack**	50	1		•		
510 2147	**SEALASTIC TT 611, refill pack**	20	1			•	
510 2161	**SEALASTIC TT 612, refill pack**	20	1				•

510 1155

510 2147

510 2161

510 2147,
510 2161

SUPER SEALASTIC**

Multi-layer repair units for temporary repair of mounted cross-ply tyres. For a permanent repair, use the REMA TIP TOP patches corresponding to the valid repair chart.

Ref. No.	Designation	Content	Qty		
510 3304	**SUPER SEALASTIC TT 650, workshop kit** **Scope of delivery:** • 50 Super Sealastic plugs (grey) • 2 SPECIAL CEMENT BL (40 g cans) • 1 chalk • 1 clasp knife • 1 inserting tool car/truck		1	•	•
510 3407	**SUPER SEALASTIC TT 651, drivers kit** **Scope of delivery:** • 5 Super Sealastic plugs (grey) • 1 SPECIAL CEMENT BL (12 g tube) • 1 chalk • 1 clasp knife • 1 inserting tool car/truck		6	•	•
510 3108	**SUPER SEALASTIC TT 660, refill pack**	50	1	•	•

510 3304

510 3407

Accessories - SEALASTIC and SUPER SEALASTIC

For precise injury preparation.

Ref. No.	Designation	Dia. [mm]	Qty					
510 2202	**Inserting tool, with folding handle**		1	•	•			
510 2219	**Inserting tool for car tyres, with plastic handle**		1		•			•
510 2226	**Inserting tool for truck tyres, with plastic handle**		1				•	
510 2233	**Inserting tool for EM tyres**		1			•	•	•
595 8944	**Rasp**	6.5	1			•	•	•
595 5002	**HM cutter** For EM SEALASTIC preparation of injuries using a drilling machine.		1					•

595 8944

595 5002

B

B

510 1849

510 1832

510 1801

510 1863

510 1818

510 2415

SEALFIX**

SEALFIX strings for temporary repairs to tread punctures. We recommend demounting the tyre from the rim, in order to determine the actual damage size. Observe your local rules and guidelines for the repair of tyres. Permanent repairs should be performed from the inside of the tyre. For safety reasons, we also warn you not to carry out a sidewall repair with SEALFIX/REMA SEAL. All products to be used with SPECIAL CEMENT BL only!

Ref. No.	Designation	Content	Qty				
510 1849	**SEALFIX, drivers kit** **Scope of delivery:** • 5 strings • 1 SPECIAL CEMENT BL (12 g tube) • 1 inserting tool car/truck • 1 hand rasp		1	•			
510 1832	**SEALFIX, workshop kit** **Scope of delivery:** • 25 strings • 1 hand rasp • 1 inserting tool • 1 SPECIAL CEMENT BL (40 g can) • 1 chalk • 1 knife		1	•	•	•	
510 1856	**SEALFIX, refill pack**	5	1	•			
510 1801	**SEALFIX for car tyres, refill pack**	50	1	•			
510 1863	**SEALFIX for truck tyres, refill pack**	25	1			•	
510 1818	**Inserting tool**		1				
510 1825	**Spare needle**		1				
	Accessories:						
510 2381	**Inserting tool for car tyres, 4"**		1	•			
510 2398	**Inserting tool for truck tyres, 6"**		1			•	
510 2408	**Inserting tool for OTR/EM tyres, 8"**		1				•
510 2415	**Tool kit, metal** **Scope of delivery:** • 1 Inserting tool • 1 Rasp • 1 Allan key		1	•			

REMA SEAL**

Ref. No.	Designation	Content	Qty			
510 1667	**REMA SEAL for car tyres, workshop kit** **Scope of delivery:** • 45 strings • 1 SPECIAL CEMENT BL (225 g can) • 1 inserting tool car • 1 hand ratchet • 1 mill cutter • 1 knife • 1 screw top brush		1	•	•	
510 1681	**REMA SEAL for truck tyres, workshop kit** **Scope of delivery:** • 35 strings • 1 SPECIAL CEMENT BL (225 g can) • 1 inserting tool truck • 1 hand ratchet • 1 mill cutter • 1 knife • 1 screw top brush		1			•
510 1612	**REMA SEAL for car tyres, refill pack**	45	1	•	•	
510 1636	**REMA SEAL for truck tyres, refill pack**	35	1			•
	Accessories:					
510 1526	**REMA SEAL inserting tool for car tyres**		1	•	•	
510 1533	**REMA SEAL inserting tool for truck tyres**		1			•
510 1540	**REMA SEAL hand ratchet**		1	•	•	

510 1667

B

RADIAL ANCHOR SEAL**

The RADIAL ANCHOR SEAL repair system is used for a temporary repair without demounting the wheel.

Benefits:

- Quick repair on the road
- No demounting of tyre - repair from outside
- Supplied in a convenient plastic box
- Includes all tools required
- With detailed instructions

Ref. No.	Designation	Qty		
510 3500	**RAS repair kit** **Scope of delivery:** • 25 Super Sealastic plugs, grey • 1 SPECIAL CEMENT BL (40 g can) • 1 hand rasp with plastic handle • 1 knife with plastic handle • 1 folding insert tool • 1 oil marking chalk, white	1	•	•

B

510 3603

510 3706

SUPER RADIAL ANCHOR SEAL**

The SUPER RADIAL ANCHOR SEAL (SRAS) repair system from REMA TIP TOP is used for a temporary repair on the spot, without demounting the tyre.

Benefits:

- Very quick sealing of the injury
- Perfect sealing by cold vulcanization
- Repair held securely also at high speed
- Perfect survival kit on the road
- Saves time and high cost of repair
- Available as kit including tools

Ref. No.	Designation	Content	Qty		
510 3603	**SUPER RAS car, workshop kit** **Scope of delivery:** • 25 plugs • 1 SPECIAL CEMENT BL (40 g can) • 1 hand ratchet • 1 rotary cutter 6 mm • 1 folding insert tool • 1 chalk • 1 knife		1	•	•
510 3706	**SUPER RAS car, refill pack**	40	1	•	•

510 1540

510 2202

510 2240

Accessories - RAS and SRAS

Ref. No.	Designation	Dia. [mm]	Qty		
510 1540	**Hand ratchet**		1	•	•
510 1557	**Rotary cutter, for hand ratchet**		1	•	•
510 2202	**Inserting tool, with folding handle** For use with RAS, SRAS, SEALASTIC, REMA SEAL		1	•	•
510 2240	**Hand rasp**	6	1	•	•

UNIVERSAL PATCH (UP)

Universal patches for the repair of small injuries to tube or tubeless radial and cross-ply tyres.

Ref. No.	Designation	Size [mm]	Content	Qty		
512 6707	UNIVERSAL PATCH UP 3	Ø 35	100	1	•	•
512 6714	UNIVERSAL PATCH UP 3, bucket	Ø 35	500	1	•	•
512 6769	UNIVERSAL PATCH UP 4.5	Ø 45	92	1	•	•
512 6776	UNIVERSAL PATCH UP 4.5, bucket	Ø 45	300	1	•	•
512 6721	UNIVERSAL PATCH UP 6	Ø 60	50	1	•	•
512 6738	UNIVERSAL PATCH UP 6, bucket	Ø 60	200	1	•	•
512 6745	UNIVERSAL PATCH UP 8	Ø 67	50	1		•
512 6752	UNIVERSAL PATCH UP 8, bucket	Ø 67	150	1		•

UP Universal Patch	C Ø max. mm			
- T	3	UP 3	UP 3	UP 3
	4,5	UP 4,5	UP 4,5	UP 4,5
	6	-	UP 6	UP 6
H - V	3	UP 3	-	-
	4,5	UP 4,5	-	-
	6	-	UP 6	-
W - ZR	3	-	UP 3	-
	3	-	UP 3	UP 3
	4,5	-	UP 4,5	UP 4,5
	6	-	UP 6	UP 6
	8	-	UP 8	-

This is the repair chart valid at the moment of printing. Always refer to the repair chart and safety advice packed with the product!

512 6707

512 6721

512 6745

REMA STEM**

Rubber insert used to fill cylindrical puncture channels in the tread area. REMA STEM units are precured rubber plugs which can be used only together with the corresponding REMA TIP TOP patches. To select the appropriate patch size, refer to the valid repair charts. REMA STEM is suitable for hot- and cold vulcanization.

Ref. No.	Designation	Injury [mm]	Content	Qty			
510 1935	REMA STEM 6	max. 6	60	1	•	•	•
510 1942	REMA STEM 8	max. 8	60	1		•	•
510 1928	REMA STEM 10	max. 10	20	1			•
510 1959	REMA STEM 12	max. 12	20	1			•
510 1973	REMA STEM 17	max. 17	5	1			•
510 1997	REMA STEM 22	max. 22	5	1			•

REMA STEM

RADIAL repair patches

RAD repair patches, 100 Series

512 1609

512 1757

B

RAD repair patches, Series 100

Repair patches for durable repairs to all radial tyre sizes and for all applications. Suitable for hot- or self-vulcanization thanks to the unique bonding layer together with the appropriate REMA TIP TOP accelerator cements or solutions.

Ref. No.	Designation	Ply rating	Size [L x W mm]	Content	Qty					
512 1104	RAD repair patch 110 TL	1	75 x 55	20	1	•				
512 1128	RAD repair patch 112 TL	1	115 x 70	10	1	•				
512 1142	RAD repair patch 114 TL	1	130 x 85	10	1	•				
512 1159	RAD repair patch 115 TL	1	90 x 75	20	1	•	•	•		
512 1207	RAD repair patch 120 TL	2	125 x 80	10	1		•	•		•
512 1221	RAD repair patch 122 TL	2	175 x 75	10	1		•	•		•
512 1245	RAD repair patch 124 TL	2	220 x 75	10	1			•		
512 1252	RAD repair patch 125 TL	3	125 x 115	10	1			•		
512 1269	RAD repair patch 126 TL	3	260 x 75	10	1			•		
512 1283	RAD repair patch 128 TL	3	330 x 75	10	1			•		
512 1355	RAD repair patch 135 TL	4	180 x 130	10	1			•		
512 1403	RAD repair patch 140 TL	3	195 x 100	10	1		•	•		
512 1427	RAD repair patch 142 TL	4	260 x 130	10	1		•	•		
512 1441	RAD repair patch 144 TL	4	335 x 130	10	1			•	•	
512 1458	RAD repair patch 145 TL	4	230 x 180	5	1			•	•	
512 1465	RAD repair patch 146 TL	4	440 x 180	5	1			•	•	
512 1506	RAD repair patch 150 TL	5	580 x 180	5	1				•	
512 1520	RAD repair patch 152 TL	5	580 x 240	3	1				•	
512 1551	RAD repair patch 155 TL	5	330 x 260	5	1				•	
512 1568	RAD repair patch 156 TL	7	720 x 270	3	1				•	
512 1609	RAD repair patch 160 TL	7	860 x 270	3	1				•	
512 1623	RAD repair patch 162 TL	7	1030 x 325	1	1				•	
512 1654	RAD repair patch 165 TL	6	420 x 330	3	1				•	
512 1685	RAD repair patch 168 TL	7	760 x 350	1	1				•	
512 1757	RAD repair patch 175 TL	8	530 x 450	3	1				•	
512 1805	RAD repair patch 180 TL	2	190 x 150	5	1					•
512 1829	RAD repair patch 182 TL	3	240 x 185	5	1					•
512 1843	RAD repair patch 184 TL	3	295 x 215	5	1					•
512 1850	RAD repair patch 185 TL	Steel reinforced	730 x 530	1	1				•	
512 1852	RAD repair patch 185 TL+	8	730 x 530	1	1				•	
512 1867	RAD repair patch 186 TL	3	340 x 245	5	1					•
512 1881	RAD repair patch 188 TL	2	450 x 280	5	1					•
512 1908	RAD repair patch 190 TL	2	550 x 310	3	1					•

RAD Repair Patches, Series 100

Ref. No.	Designation	Language
581 2000	Wall chart RAD 100	Multilingual

B

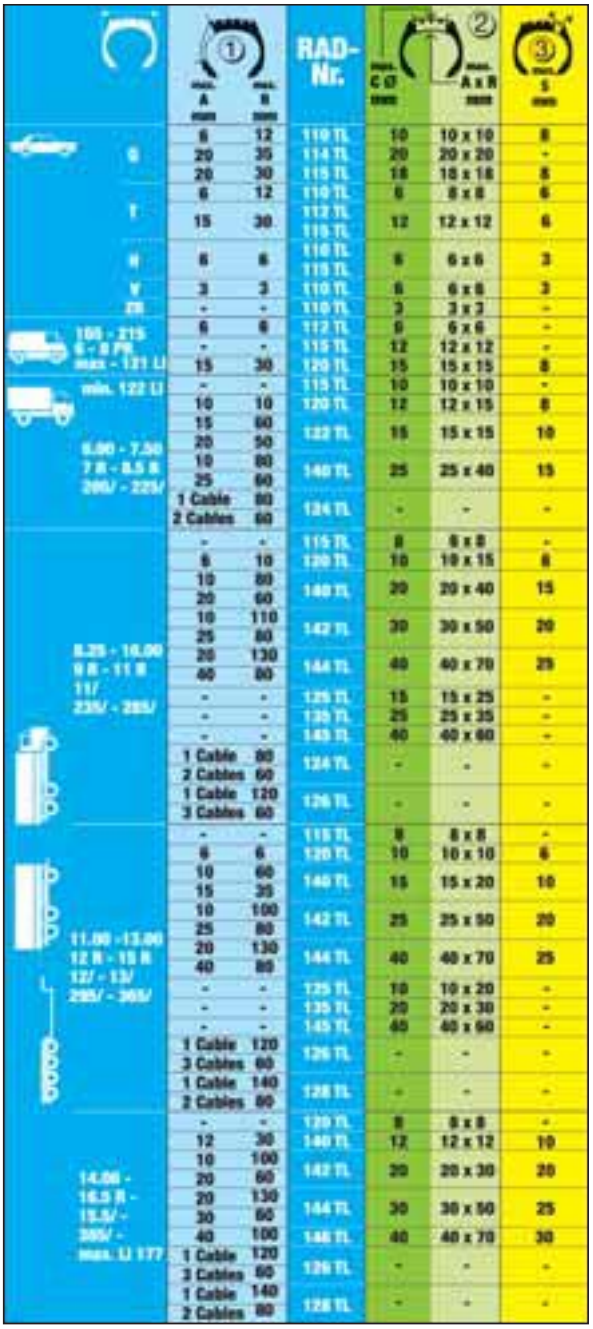

	① A	① B	RAD-Nr.	② C Ø	② A x R	③ S
G	6	12	110 TL	10	10 x 10	8
	20	35	114 TL	20	20 x 20	-
	20	30	115 TL	18	18 x 18	8
T	6	12	110 TL	6	8 x 8	6
	15	30	112 TL, 115 TL	12	12 x 12	6
H	6	6	110 TL, 115 TL	6	6 x 6	3
V	3	3	110 TL	6	6 x 6	3
ZR	-	-	110 TL	3	3 x 3	-
165 - 215 6 - 8 PR max - 121 LI	6	6	112 TL	6	6 x 6	-
	-	-	115 TL	12	12 x 12	-
	15	30	120 TL	15	15 x 15	8
min. 122 LI	-	-	115 TL	10	10 x 10	-
	10	10	120 TL	12	12 x 15	8
5.90 - 7.50 7 R - 8.5 R 205/ - 225/	15	60	122 TL	15	15 x 15	10
	20	50				
	10	80	140 TL	25	25 x 40	15
	25	60				
	1 Cable	80	124 TL	-	-	-
	2 Cables	60				
	-	-	115 TL	8	8 x 8	-
	6	10	120 TL	10	10 x 15	8
	10	80	140 TL	20	20 x 40	15
	20	60				
	10	110	142 TL	30	30 x 50	20
	25	80				
8.25 - 16.00 9 R - 11 R 11/ 235/ - 285/	20	130	144 TL	40	40 x 70	25
	40	80				
	-	-	125 TL	15	15 x 25	-
	-	-	130 TL	25	25 x 35	-
	-	-	145 TL	40	40 x 60	-
	1 Cable	80	124 TL	-	-	-
	2 Cables	60				
	1 Cable	120	126 TL	-	-	-
	3 Cables	60				
	-	-	115 TL	8	8 x 8	-
	6	6	120 TL	10	10 x 10	6
	10	60	140 TL	15	15 x 20	10
	15	35				
	10	100	142 TL	25	25 x 50	20
	25	80				
11.00 - 13.00 12 R - 15 R 12/ - 13/ 295/ - 365/	20	130	144 TL	40	40 x 70	25
	40	80				
	-	-	125 TL	10	10 x 20	-
	-	-	135 TL	20	20 x 30	-
	-	-	145 TL	40	40 x 60	-
	1 Cable	120	126 TL	-	-	-
	3 Cables	60				
	1 Cable	140	128 TL	-	-	-
	2 Cables	80				
	-	-	120 TL	8	8 x 8	-
	12	30	140 TL	12	12 x 12	10
	10	100	142 TL	20	20 x 30	20
14.00 - 16.5 R - 15.5/ - 385/ - max. LI 177	20	60				
	20	130	144 TL	30	30 x 50	25
	30	60				
	40	100	146 TL	40	40 x 70	30
	1 Cable	120	126 TL	-	-	-
	3 Cables	60				
	1 Cable	140	128 TL	-	-	-
	2 Cables	80				

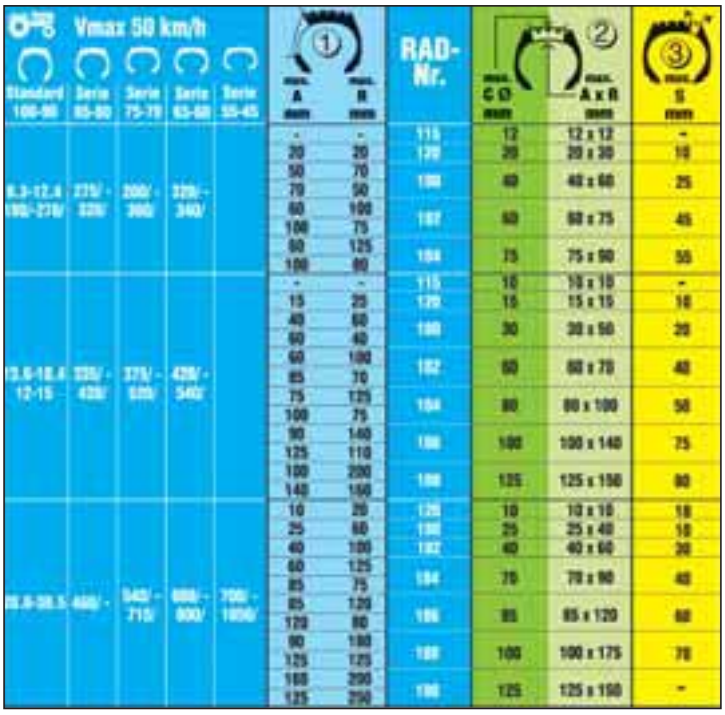

Vmax 50 km/h

Standard 100-90	Serie 85-80	Serie 75-70	Serie 65-60	Serie 55-45	① A	① B	RAD-Nr.	② C Ø	② A x R	③ S
6.3-12.4 190/-270/	275/-325/	200/-300/	320/-340/		-	-	115	12	12 x 12	-
					20	20	120	20	20 x 20	10
					50	70	180	40	40 x 60	25
					70	50				
					60	100	187	60	60 x 75	45
					100	75	194	75	75 x 90	55
					80	125				
					100	80				
13.5-18.4 12-15	335/-420/	375/-520/	420/-540/		-	-	115	10	10 x 10	-
					15	25	120	15	15 x 15	10
					40	60	180	30	30 x 50	20
					60	40				
					60	100	182	60	60 x 70	40
					85	70				
					75	125	194	80	80 x 100	50
					100	75				
					90	140	196	100	100 x 140	75
					125	110				
					100	200	198	125	125 x 150	80
					140	150				
20.5-28.5 440/-		540/-715/	600/-800/	700/-1000/	10	20	120	10	10 x 10	10
					25	60	190	25	25 x 40	10
					40	100	192	40	40 x 60	20
					60	125	194	70	70 x 90	40
					85	75				
					85	120	196	85	85 x 120	60
					120	80				
					90	180	198	100	100 x 175	70
					125	175				
					160	290	198	125	125 x 150	-
					125	250				

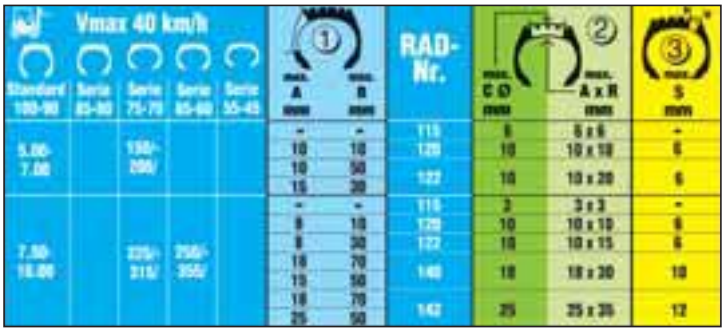

Vmax 40 km/h

Standard 100-90	Serie 85-80	Serie 75-70	Serie 65-60	Serie 55-45	① A	① B	RAD-Nr.	② C Ø	② A x R	③ S
5.00-7.00		190/-200/			-	-	115	8	8 x 8	-
					10	10	120	10	10 x 10	6
					10	50	127	10	10 x 20	6
					15	20				
7.50-16.00		225/-315/	250/-350/		-	-	115	3	3 x 3	-
					8	10	120	10	10 x 10	8
					8	30	122	10	10 x 15	6
					10	70	140	10	10 x 20	10
					15	50				
					10	70	142	25	25 x 35	12
					25	50				

This is the repair chart vaild at the moment of printing.
Always refer to the repair chart and safety advice packed with the product!

B

RAD Repair Patches, Series 100 / OTR

Ref. No.	Designation	Language
581 2000	Wall chart RAD 100	Multilingual

SERIE 100	SERIE 75-80	Serie 65	① max. A mm	① max. R mm	RAD-Nr.	② max. C Ø mm	② max. A x R mm	③ max. S mm
14.00-30.00	15.5-33.5	20/-50/	20	70	144 TL	20	20 x 40	15
			25	150	146 TL	40	40 x 60	20
			50	100				
16.00-40.00	17.5-55	25/-65/	25	250	150 TL	50	50 x 80	35
			50	150				
			50	250	152 TL	90	90 x 120	55
			100	150				
18.00-40.00	20.5-55	35/-65/	50	300	156 TL	90	90 x 140	60
			100	200				
			130	180	168 TL	100	100 x 150	70
			140	170				
27.00-40.00	29.5-55	45/-65/	60	400	160 TL	90	90 x 180	65
			120	250				
33.00-40.00	37.25-55	55/-65/	60	480	162 TL	100	100 x 220	70
			120	250				
14.00-18.00	15.5-20.5	20/-35/	-	-	145 TL	40	40 x 70	-
21.00-30.00	23.5-33.5	40/-50/				25	25 x 50	
16.00-21.00	17.5-23.5	25/-35/	-	-	155 TL	60	60 x 90	-
24.00-30.00	26.5-33.5	40/-50/				40	40 x 70	
33.00-40.00	37.25-50.5	55/-65/				25	25 x 50	
21.00-30.00	23.5-33.5	40/-50/	-	-	165 TL	80	80 x 110	-
33.00-40.00	37.25-55	55/-65/				60	60 x 90	
27.00-40.00	29.5-55	45/-65/	-	-	175 TL	100	100 x 140	-
24.00 -	26.5 -	40/ -			185 TL	150	150 x 220	
36.00 -	36.5 -	40/ -	-	-	185 TL+	300	100 x 140	-

This is the repair chart vaild at the moment of printing.
Always refer to the repair chart and safety advice packed with the product!

RAD repair patches, Series 500 - steel-reinforced

The repair patch for professional repair. The steel-reinforced patch construction ensures a long service life and a low bulge factor, perfectly suits the tyre contour as well as the rolling behaviour of the new-generation tyres.

Ref. No.	Designation	Size [L x W mm]	Content	Qty	
512 5313	RAD repair patch 531 TL	165 x 88	10	1	•
512 5337	RAD repair patch 533 TL	205 x 110	10	1	•
512 5351	RAD repair patch 535 TL	245 x 110	10	1	•
512 5375	RAD repair patch 537 TL	285 x 110	10	1	•
512 5399	RAD repair patch 539 TL	325 x 115	10	1	•
512 5416	RAD repair patch 541 TL	365 x 125	10	1	•
512 5430	RAD repair patch 543 TL	445 x 135	5	1	•

512 5337

512 5351

512 5416

RAD repair patches, Series 500 - ARAMID

The repair patch for professional repair. The aramid-reinforced patch construction ensures a long service life and a low bulge factor, has low weight and high flexibility, perfectly suits the tyre contour as well as the rolling behaviour of the new-generation tyres.

Ref. No.	Designation	Size [L x W mm]	Content	Qty	
512 5314	RAD repair patch 531, ARAMID	165 x 88	10	1	•
512 5338	RAD repair patch 533, ARAMID	205 x 110	10	1	•
512 5352	RAD repair patch 535, ARAMID	245 x 110	10	1	•
512 5376	RAD repair patch 537, ARAMID	285 x 110	10	1	•
512 5390	RAD repair patch 539, ARAMID	325 x 115	10	1	•

RAD repair patches, Series 200 - steel-reinforced

The steel-reinforced patch construction ensures a long service life and a low bulge factor, perfectly suits the tyre contour as well as the rolling behaviour of radial tyres in the tread area.

Ref. No.	Designation	Size [L x W mm]	Content	Qty	
512 2608	RAD repair patch 225 TL	125 x 115	10	1	•
512 2615	RAD repair patch 235 TL	180 x 130	10	1	•
512 2646	RAD repair patch 245 TL	230 x 180	5	1	•

Patch templates, Series 100

Ref. No.	Designation	Qty
513 1077	Patch template 120	1
513 1084	Patch template 122	1
513 1091	Patch template 124	1
513 1156	Patch template 125	1
513 1101	Patch template 126	1
513 1118	Patch template 128	1
513 1163	Patch template 135	1
513 1125	Patch template 140	1
513 1132	Patch template 142	1
513 1149	Patch template 144	1
513 1170	Patch template 145	1

Patch templates, Series 200

Ref. No.	Designation	Qty
513 1156	Patch template 225	1
513 1163	Patch template 235	1
513 1125	Patch template 240	1
513 1132	Patch template 242	1
513 1149	Patch template 244	1
513 1170	Patch template 245	1

Patch templates, Series 500

Ref. No.	Designation	Qty
513 1204	Patch template 533	1
513 1211	Patch template 535	1
513 1228	Patch template 537	1
513 1235	Patch template 539	1
513 1242	Patch template 541	1

B

RAD Repair Patches, Series 500

Ref. No.	Designation	Language
581 0820	Wall chart RAD 500	Multilingual

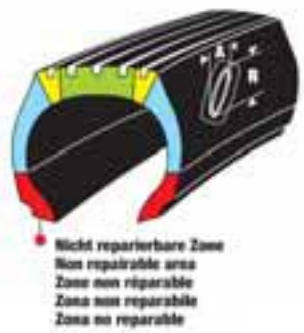

	Standard 100	Serie 85-80	Serie 75-70	Serie 65-60	Serie 55-45	① A x R mm	② C Ø mm	② A x R mm	③ C Ø mm	RAD No.
min. LI 122	6.00 - 7.50	7 R - 8.5 R 205/ - 235/	205/ - 235/	245/ - 265/		—	10	10 x 10	—	115
						15 x 30	15	15 x 15	10	531
						10 x 75 20 x 60	20	20 x 30	12	533
						20 x 90 30 x 60	25	25 x 40	15	535
						—	15	15 x 15	—	225
	8.25 -10.00 225/ - 245/	9 R - 10 R 245/ - 265/	245/ - 265/	275/ - 315/		—	8	8 x 8	—	115
						12 x 30	15	15 x 15	10	531
						10 x 75 20 x 60	20	20 x 30	15	533
						20 x 90 25 x 80	30	30 x 50	20	535
						10 x 140 25 x 120 35 x 80	35	35 x 70	25	537
						—	18	18 x 25	—	225
						—	25	25 x 35	—	235
						—	40	40 x 60	—	245
	11.00 - 13.00 12.5 R - 14.75 R	11 R - 13 R 275/ - 385/ 12/ - 14/ 14.75/	275/ - 375/ 11/ - 13/	325/ - 385/		—	8	8 x 8	—	115
						12 x 25	12	12 x 12	10	531
						12 x 65 20 x 50	20	20 x 30	12	533
						15 x 90 25 x 70	25	25 x 50	15	535
						15 x 130 35 x 70	35	35 x 70	25	537
						15 x 150 30 x 100 40 x 85	40	40 x 80	25	539
						—	15	15 x 25	—	225
						—	25	25 x 35	—	235
						—	40	40 x 60	—	245
max. LI 177 ROAD	14.00 - 16.00 375/ - 445/	15 R - 24 R 385/ - 475/ 15.5/ -	445/ - 605/	385/ - 525/	425/ - 445/	10 x 20	12	12 x 12	8	531
						10 x 50	15	15 x 25	10	533
						10 x 90 20 x 60	20	20 x 30	15	535
						12 x 110 25 x 70	25	25 x 40	20	537
						10 x 160 15 x 120 30 x 80	30	30 x 50	25	539
						20 x 130 40 x 80	40	40 x 60	25	541
						15 x 170 45 x 100	40	40 x 70	30	543
						—	15	15 x 15	—	225
						—	25	25 x 25	—	235
						—	40	40 x 40	—	245

This is the repair chart vaild at the moment of printing.
Always refer to the repair chart and safety advice packed with the product!

Thermopress patches

For repairing nail hole injuries to radial or cross-ply tyres on cars. Have to be applied with MTR SOLUTION. Minimum curing temperature: 135°C. The sizes 100-103 are also suitable for the hot vulcanization of tubes.

Ref. No.	Designation	Size [mm]	Content
517 1006	Thermopress patch No. 100	Ø 30	80
517 1020	Thermopress patch No. 102	Ø 37	50
517 1037	Thermopress patch No. 103	Ø 47	35
517 1707	Thermopress patch No. 170, CROSS-PLY	Ø 70	20
517 1817	Thermopress patch No. 181, RADIAL	65 x 55	20

Thermopress fast-curing repair patches

B

Thermopress tyre repair kit

Basic equipment with tools and repair products for fast tyre repairs.

Ref. No.	Designation	
517 3822	Tyre repair kit, Repair kit box Scope of delivery: • 516 1243 1 MTR RUBBER, 2500 x 150 x 0.8 mm • 517 1006 80 Thermopress patches No. 100, Ø 30 mm • 517 1020 50 Thermopress patches No. 102, Ø 37 mm • 517 1037 35 Thermopress patches No. 103, Ø 35 mm • 517 1817 20 Thermopress patches No. 181 (RADIAL), 65 x 55 mm • 516 9207 1 MTR SOLUTION (350 g can), with brush top • 595 2971 2 car tyre spreaders • 596 1027 1 roller stitcher, standard, corrugated • 595 0076 1 rotary wire brush Ø 60 mm x 20 mm • 595 4034 1 arbour, 3/8" • 511 3040 1 MINICOMBI workshop kit A6 • 595 4216 1 dome rasp K36, Ø 65 mm	•

517 3822

Repair Patch	Radial								Diagonal
	Tread				Sidewall		Shoulder		
No.	T*	H*	V*	Z*	T*	H*	T*	H*	
100	2 mm	2 mm	–	–	–	–	–	–	2 mm
102	3 mm	3 mm	–	–	–	–	–	–	3 mm
103	5 mm	5 mm	–	–	–	–	–	–	5 mm
170	No Repair		–	–	–	–	–	–	12 mm
181	12 mm	6 mm	3 mm	3 mm	12 mm	6 mm	6 mm	3 mm	–

* Speed rating

Repair chart valid at the moment of printing. Always refer to the repair chart and safety advice packed with the product!

CROSS-PLY repair patches

CROSS-PLY repair patches, Series PN

CROSS-PLY repair patches, Series PN

Repair patches for durable repairs to cross-ply tyres of all sizes and for the applications indicated below. Suitable for all the current vulcanizing systems, due to the fully integrated bonding layer. Use in conjunction with the appropriate REMA TIP TOP accelerator solutions.

Ref. No.	Designation	Side-wall repair	Tread, shoulder and side-wall repair	Patch Ø in cord direc-tion [mm]	Ply rating	Con-tent	Qty				
512 6013	CROSS-PLY repair patch PN 01		•	55	1	30	1	•			
512 6020	CROSS-PLY repair patch PN 02		•	80	2	20	1	•	•		
512 6037	CROSS-PLY repair patch PN 03		•	100	2	10	1	•	•		
512 6044	CROSS-PLY repair patch PN 04		•	120	2	10	1	•	•		
512 6051	CROSS-PLY repair patch PN 05		•	160	4	10	1		•		
512 6116	CROSS-PLY repair patch PN 05 S	•		160	4	10	1		•		
512 6068	CROSS-PLY repair patch PN 06		•	235	6	10	1		•		
512 6123	CROSS-PLY repair patch PN 06 S	•		235	6	10	1		•		
512 6075	CROSS-PLY repair patch PN 07		•	295	6	10	1		•		
512 6130	CROSS-PLY repair patch PN 07 S	•		295	6	10	1		•		
512 6082	CROSS-PLY repair patch PN 08		•	345	6	5	1		•		
512 6147	CROSS-PLY repair patch PN 08 S	•		345	6	5	1		•		
512 6099	CROSS-PLY repair patch PN 09		•	390	8	5	1		•		
512 6154	CROSS-PLY repair patch PN 09 S	•		390	8	5	1		•		
512 6109	CROSS-PLY repair patch PN 010		•	450	8	3	1		•		
512 6161	CROSS-PLY repair patch PN 010 S	•		450	8	3	1		•		
512 6202	CROSS-PLY repair patch PN 020		•	255	4	10	1			•	
512 6219	CROSS-PLY repair patch PN 021		•	370	4	5	1			•	
512 6226	CROSS-PLY repair patch PN 022		•	510	4	3	1			•	
512 6233	CROSS-PLY repair patch PN 023		•	255	6	10	1			•	
512 6240	CROSS-PLY repair patch PN 024		•	370	6	5	1			•	
512 6257	CROSS-PLY repair patch PN 025		•	510	6	3	1			•	
512 6408	CROSS-PLY repair patch PN 040		•	160	4	5	1				•
512 6415	CROSS-PLY repair patch PN 041		•	235	6	5	1				•
512 6422	CROSS-PLY repair patch PN 042		•	265	8	5	1				•

Cross-Ply Repair Patches, series PN

Ref. No.	Designation	Language
581 0080	Wall chart PN	Multilingual

P·N DIAGONAL

C max. mm	C max. inch	PR PLY RATING	-6	8 - 10	12 - 14	16 - 18
25	1"	PN-Nr.	ø20	ø20	ø20	ø20
50	2"	PN-Nr.	ø20	ø20	ø21	ø23
75	3"	PN-Nr.	ø20	ø23	ø23	ø24
125	5"	PN-Nr.	ø21	ø24	ø24	ø25
175	7"	PN-Nr.	ø22	ø25	ø25	-

- **Nicht reparierbare Zone**
- Non repairable area
- Zone non réparable
- Zona non reparable

C max. mm	C max. inch	PR PLY RATING	-8	10 - 12	14 - 16	18 - 20	22 - 24
25	1"	PN-Nr.	ø40	ø41	ø41	ø42	ø42
50	2"	PN-Nr.	ø40	ø41	ø42	ø42	-
75	3"	PN-Nr.	-	ø42	ø42	-	-

C max. mm	C max. inch	PR PLY RATING	-4	6 - 8	10 - 12	14 - 16	18 - 20	22 - 24	-12	14 - 18	20 - 24
10	3/8"	PN-Nr.	ø2	ø2	ø3	ø3	ø4	ø4	ø2	ø3	ø3
15	1/2"	PN-Nr.	ø3	ø3	ø4	ø4	ø5	ø5	ø2	ø3	ø4
25	1"	PN-Nr.	ø3	ø4	ø5	ø6	ø6	ø6	ø3	ø4	ø5
35	1 3/8"	PN-Nr.	ø4	ø4	ø5	ø6	ø7	ø7	ø3	ø4	ø5
50	2"	PN-Nr.	ø5	ø5	ø6	ø7	ø8	ø8	ø5	ø5	ø6
75	3"	PN-Nr.	-	-	ø7	ø7	ø9	ø9	ø6	ø6	ø7
100	4"	PN-Nr.	-	-	ø8	ø8	ø9	ø10	ø7	ø7	ø8
125	5"	PN-Nr.	-	-	-	ø10	ø10	-	-	ø8	ø8

This is the repair chart vaild at the moment of printing.
Always refer to the repair chart and safety advice packed with the product!

CROSS-PLY repair patches, Series PN-OTR

Repair patches for durable repairs to cross-ply tyres of all OTR sizes and for the applications indicated below. Suitable for all the current vulcanizing systems, due to the fully integrated bonding layer. Use in conjunction with the appropriate REMA TIP TOP accelerator solutions.

Ref. No.	Designation	Tread-repair	Shoulder-repair	Sidewall-repair	Patch Ø in cord direction [mm]	Ply rating	Content	Qty	
512 2000	CROSS-PLY repair patch PN 050	•	•	•	240	4	12	1	•
512 2017	CROSS-PLY repair patch PN 050+	•	•	•	240	6	10	1	•
512 2024	CROSS-PLY repair patch PN 052	•	•	•	360	6	12	1	•
512 2031	CROSS-PLY repair patch PN 052+	•	•	•	360	8	10	1	•
512 2048	CROSS-PLY repair patch PN 054	•	•	•	480	8	5	1	•
512 2055	CROSS-PLY repair patch PN 054+	•	•	•	480	10	5	1	•
512 2062	CROSS-PLY repair patch PN 056	•		•	660	10	5	1	•
512 2079	CROSS-PLY repair patch PN 056+	•		•	660	12	5	1	•
512 2402	CROSS-PLY repair patch PN 056 S			•	660	10	5	1	•
512 2419	CROSS-PLY repair patch PN 056 S+			•	660	12	5	1	•
512 2093	CROSS-PLY repair patch PN 058	•		•	810	12	3	1	•
512 2103	CROSS-PLY repair patch PN 058+	•		•	810	14	3	1	•
512 2433	CROSS-PLY repair patch PN 058 S			•	810	12	3	1	•
512 2440	CROSS-PLY repair patch PN 058 S+			•	810	14	3	1	•
512 2110	CROSS-PLY repair patch PN 060	•		•	1010	14	1	1	•
512 2127	CROSS-PLY repair patch PN 060+	•		•	1010	16	1	1	•
512 2457	CROSS-PLY repair patch PN 060 S			•	1010	14	1	1	•
512 2464	CROSS-PLY repair patch PN 060 S+			•	1010	16	1	1	•

B

Patch templates, Series PN

Ref. No.	Designation	Qty
513 1015	Patch template PN 03	1
513 1022	Patch template PN 04	1
513 1039	Patch template PN 05	1
513 1046	Patch template PN 06	1
513 1053	Patch template PN 07	1
513 1060	Patch template PN 08	1
513 1186	Patch template PN 09	1

CROSS-PLY repair patches, Series PN-OTR

Cross-Ply Repair Patches, series PN / OTR

Ref. No.	Designation	Language
581 0080	Wall chart PN	Multilingual

B

P·N DIAGONAL

OTR OEM

Laufflächen- und Schulter-Reparatur, Durchschlagsschäden

Nicht reparierbare Zone
Non repairable area
Zone non réparable
Zona non reparable

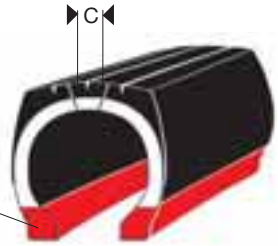

C max. mm	C max. inch	PR PLY RATING	10-14	16-20	22-26	28-32	34-38	40-44	46-50	52-58	60-
15	1/2	PN-Nr.	050	050	050	050	050+	050+	050+	050+	050+
25	1	PN-Nr.	050	050	050	050+	050+	050+	050+	052	052
50	2	PN-Nr.	050	050	050	050+	052	052	052	054	054
75	3	PN-Nr.	050	050+	052	052	052	052+	054	054+	056
100	4	PN-Nr.	052	052	052	052+	054	054+	056/052+	056/052+	056/052+
125	5	PN-Nr.	052	052+	052+	054	054+	056+	056/052+	056+/054	056+/054+
150	6	PN-Nr.	052	054	054	054+	054+	056/052	056/054	056+/054	058/056
175	7	PN-Nr.	052	054	054	054+	056+	056+/052	058+/054	058+/054	058+/056
200	8	PN-Nr.	-	054	056	056+	058+	056+/052	058/056	058+/056	060/056+
225	9	PN-Nr.	-	-	056	056+	058+	058/054	058+/056	060/056	060+/056
250	10	PN-Nr.	-	-	056	056+	058/052	058/054	060/056	060+/056	060+/056+

Seitenwand-Reparatur

Nicht reparierbare Zone
Non repairable area
Zone non réparable
Zona non reparable

C max. mm	C max. inch	PR PLY RATING	10-14	16-20	22-26	28-32	34-38	40-44	46-50	52-58	60-
15	1/2	PN-Nr.	050	050	050	050	050+	050+	050+	050+	050+
25	1	PN-Nr.	050	050	050	050+	050+	050+	050+	052	052
50	2	PN-Nr.	050	050	050	050+	052	052	052	054	054
75	3	PN-Nr.	050	050+	052	052	052	052+	054	054+	056S
100	4	PN-Nr.	052	052	052	052+	054	054+	056S/056+	056S/052+	056S/052+
125	5	PN-Nr.	052	052+	052+	054	054+	056S+	056S/052+	056S+/054	056S+/054+
150	6	PN-Nr.	052	054	054	054+	054+	056S/052	056+/054	056S+/054	058S/056S
175	7	PN-Nr.	052	054	054	054+	056S+	056S+/052	058S+/054	058S+/054	058S+/056S
200	8	PN-Nr.	-	054	056S	056S+	058S+	056S+/052	058S/056S	058S+/056S	060S/056S+

This is the repair chart vaild at the moment of printing.
Always refer to the repair chart and safety advice packed with the product!

Cross-Ply Repair Patches, series PN / OTR

Ref. No.	Designation	Language
581 0080	Wall chart PN	Multilingual

Nicht durchgehender Schaden in Lauffläche und Schulter (bis 50%)

Nicht reparierbare Zone
Non repairable area
Zone non réparable
Zona non reparable

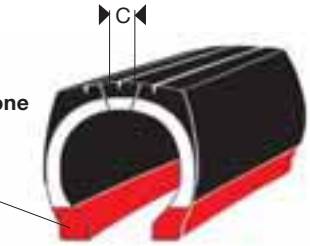

C max. mm	C max. inch	PR PLY RATING	10-14	16-20	22-26	28-32	34-38	40-44	46-50	52-58	60-
50	2	PN-Nr.	050	050	050	050+	052	052	052+	052+	052+
100	4	PN-Nr.	050	050	052	052	052+	052+	054	054+	054+
150	6	PN-Nr.	052	052	054	054	054	054	054+	054+	056+
200	8	PN-Nr.	-	054	054	054	054	056	056	056+	058+
250	10	PN-Nr.	-	-	054	056	056	056	056+	058	058+

Nicht durchgehender Schaden im Seitenwandbereich (bis 50%)



Nicht reparierbare Zone
Non repairable area
Zone non réparable
Zona non reparable

C max. mm	C max. inch	PR PLY RATING	10-14	16-20	22-26	28-32	34-38	40-44	46-50	52-58	60-
50	2	PN-Nr.	050	050	050	050+	052	052	052+	052+	052+
100	4	PN-Nr.	050	050	052	052	052+	052+	054	054+	054+
150	6	PN-Nr.	052	052	054	054	054	054	054+	054+	056S+
200	8	PN-Nr.	-	054	054	054	054	056S	056S	056S+	058S+
250	10	PN-Nr.	-	-	054	056S	056S	056S	056S+	058S	058S+

This is the repair chart vaild at the moment of printing.
Always refer to the repair chart and safety advice packed with the product!

Foil

517 1972

Heat resistant gliding foil

This special foil is put between the repair area and the heating plate. It prevents the repair from sticking to the Thermopress heating plate.

Ref. No.	Designation	Colour	Size [mm]	Content	Qty
517 1972	Heat resistant foil	yellow	approx. 160 x 75	1000 sheets	1
517 6977	Heat resistant gliding foil	white	approx. 500 x 300	10 sheets	1

B

Vulcanizing

515 0340 515 0388

SPECIAL CEMENT BL, inflammable

Accelerator solution for the application of REMA TIP TOP RAD, PN, and UP repair patches, MINICOMBI, REMA STEM, SV blue bonding rubber, SEALASTIC, VULC COMPOUND. SPECIAL CEMENT BL can be used for self-vulcanization starting from 18°C (65°F) up to hot vulcanization up to 150°C (300°F).

Ref. No.	Designation	Content	Qty
515 0034	SPECIAL CEMENT BL	20 g tube	50
515 0041	SPECIAL CEMENT BL	50 g tube	25
515 0814	SPECIAL CEMENT BL	70 g tube	15
515 0340	SPECIAL CEMENT BL	350 g tin	25
515 0357	SPECIAL CEMENT BL, with brush top	350 g tin	25
515 0371	SPECIAL CEMENT BL	500 g tin	25
515 0388	SPECIAL CEMENT BL	1 kg tin	10
515 0508	SPECIAL CEMENT BL	200 l barrel	1

SPECIAL CEMENT BL, inflammable (*EU version)

Accelerator solution for the application of REMA TIP TOP RAD, PN, and UP repair patches, MINICOMBI, REMA STEM, SV blue bonding rubber, SEALASTIC, VULC COMPOUND. SPECIAL CEMENT BL can be used for self-vulcanization starting from 18°C (65°F) up to hot vulcanization up to 150°C (300°F).

*Labeled in accordance with EU regulations for cfc-containing products.

Ref. No.	Designation	Content	Qty
515 0035	SPECIAL CEMENT BL, EU version	20 g tube	50
515 0042	SPECIAL CEMENT BL, EU version	50 g tube	25
515 0815	SPECIAL CEMENT BL, EU version	70 g tube	15
515 0341	SPECIAL CEMENT BL, EU version	350 g tin	25
515 0358	SPECIAL CEMENT BL, EU version, with brush top	350 g tin	25
515 0372	SPECIAL CEMENT BL, EU version	500 g tin	25
515 0389	SPECIAL CEMENT BL, EU version	1 kg tin	10
515 0405	SPECIAL CEMENT BL, EU version	6 kg can	1
515 0509	SPECIAL CEMENT BL, EU version	200 l barrel	1

SPECIAL CEMENT BL, free of CFC/aromatic compounds

Accelerator solution for the application of REMA TIP TOP RAD, PN, and UP repair patches, MINICOMBI, REMA STEM, SV blue bonding rubber, SEALASTIC, VULC COMPOUND. SPECIAL CEMENT BL can be used for self-vulcanization starting from 18°C (65°F) up to hot vulcanization up to 150°C (300°F).

Ref. No.	Designation	Content	Qty
515 9303	SPECIAL CEMENT BL	4 g tube	50
515 9327	SPECIAL CEMENT BL	12 g tube	50
515 9334	SPECIAL CEMENT BL	30 g tube	25
515 9341	SPECIAL CEMENT BL	40 g tin	25
515 9358	SPECIAL CEMENT BL	70 g tube	25
515 9365	SPECIAL CEMENT BL	225 g tin	25
515 9406	SPECIAL CEMENT BL, with brush top	225 g tin	25
515 9389	SPECIAL CEMENT BL	650 g tin	10
515 9396	SPECIAL CEMENT BL	4 kg can	1

515 9334

515 9341

515 9365

B

SPECIAL CEMENT BLX, free of CFC and aromatic compounds

Accelerator paste for the application of REMA TIP TOP RAD, PN, and UP repair patches; the product has an especially short drying time, for self-vulcanization at 18°C/65°F or higher temperatures and for hot vulcanization up to 150°C/300°F.

Ref. No.	Designation	Dia. [mm]	Content	Qty
515 9420	SPECIAL CEMENT BLX		350 g tin	25
595 9307	Special brush, specially short bristles For use with SPECIAL CEMENT BLX and paste	20		1

515 9420

595 9307

SPECIAL CEMENT OTR

Accelerator solution for coating the buffed tyre inside, in connection with REMA TIP TOP RAD and PN-OTR repair patches. This product is especially suitable for repairs to large tyres used on long-haul EM vehicles, optimizing the run time of the tyre.

Ref. No.	Designation	Content	Qty
515 0546	SPECIAL CEMENT OTR	1 kg tin	10
515 0553	SPECIAL CEMENT OTR	6 kg can	1

515 0546

515 0553

B

HR SOLUTION, inflammable (*EU version)

Accelerator solution for coating the buffed tyre inside during the application of RADIAL, PN, or UP repair patches, with the vulcanizing temperature being higher than 85°C (185°F).
HR SOLUTION helps to extend the waiting time until the start of the curing process to a maximum of 14 days.

*Labeled in accordance with EU regulations for cfc-containing products.

Ref. No.	Designation	Content	Qty
515 3024	HR SOLUTION, EU version	1 kg tin	10
515 3063	HR SOLUTION, EU version	6 kg can	1

515 9224

HR SOLUTION, free of CFC and aromatic compounds

Accelerator solution for coating the buffed tyre inside during the application of RADIAL, PN, or UP repair patches, with the vulcanizing temperature being higher than 85°C (185°F).
HR SOLUTION helps to extend the waiting time until the start of the curing process to a maximum of 14 days.

Non-flammable versions with CFC are available on request.

Ref. No.	Designation	Content	Qty
515 9224	HR SOLUTION	650 g tin	10
515 9231	HR SOLUTION	4 kg can	1

515 9004

INNERLINER SEALER

For sealing porous innerliners and coating excessively buffed repair areas on the tyre inside. For sealing the edges of repair areas.

Ref. No.	Designation	Content	Qty
515 9028	INNERLINER SEALER, with brush top	175 g tin	1
515 9004	INNERLINER SEALER	650 g tin	10
515 9011	INNERLINER SEALER	4 kg can	1
515 9035	INNERLINER SEALER, sprayable	3.5 kg can	1
515 9042	INNERLINER SEALER, sprayable	7 kg can	1

Accessories

Ref. No.	Designation	Dia. [mm]	Content	Qty
595 8346	Tin top, with brush holder For use with CFC-free solutions (650 g can), vulcanizing solutions (1 kg can)	50		1
595 4820	Sheet zinc tin, with brush and top			1
595 8353	Brush, with screw top		10	1

Rubber

SV bonding rubber

Self-vulcanizing cushion gum for the lamination of REMA TIP TOP RADIAL and REMALON repair patches. Only apply with REMA TIP TOP SPECIAL CEMENT BL. Special cement waiting time before putting the tyre back into operation in case of self-vulcanization: 48 hours, at a temperature of at least 18°C/65°F.

SV bonding rubber

Ref. No.	Designation	Size [L x W x H mm]	Weight [kg]	Content	Qty
517 3523	**SV bonding rubber, blue**	about 8000 x 250 x 0.8	approx. 2	1 roll	1
517 3509	**SV bonding rubber, blue**	about 10000 x 500 x 0.8	approx. 5	1 roll	1

MTR RUBBER

Uncured rubber compound for filling skives in all areas on the tyre. Good flowing and vulcanizing characteristics. Required vulcanizing temperature: at least 100°C (212°F). Maximum temperature for warming up MTR RUBBER 80°C (176°F). MTR RUBBER provides excellent adhesion to the tyre and has high resistance to dynamic stress. Use MTR RUBBER only with MTR SOLUTION.

Ref. No.	Designation	Weight [kg]	Size [L x W x H mm]	Dia. [mm]	Content	Qty
516 1243	**MTR RUBBER**	approx. 0.5	about 2500 x 150 x 0.8		1 roll	1
516 1267	**MTR RUBBER**	approx. 1	about 2600 x 30 x 3.0		3 rolls	1
516 1250	**MTR RUBBER**	approx. 2.5	about 7200 x 250 x 1.2		1 roll	1
516 1274	**MTR RUBBER**	approx. 5	about 2600 x 500 x 3.0		1 roll	1
516 1170	**MTR RUBBER, Rope for extruder**	approx. 6		8	1 rope	1
516 1164	**MTR RUBBER, Rope for extruder**	approx. 12		approx. 8	1 rope	1

516 1164

MTR SUPER FINISH RUBBER

Uncured rubber compound for excellent surface finish particularly in the tyre sidewall area. Good flowing and vulcanizing characteristics. Required vulcanizing temperature: at least 100°C. Maximum temperature for warming up MTR SUPER FINISH RUBBER 80°C (176°F). Use only with MTR SOLUTION.

Ref. No.	Designation	Weight [kg]	Dia. [mm]	Content	Qty
516 0980	**MTR SUPER FINISH RUBBER, Rope for extruder**	approx. 12	8	1 rope	1

MTR-CR RUBBER

Uncured rubber for increased wear and cut resistance. Required vulcanizing temperature: at least 100°C (212°F). The skive can be filled only with MTR-CR or together with MTR. If working with two compounds, use the MTR-CR as a protector above the casing. (CR = cut resistant).

Ref. No.	Designation	Weight [kg]	Dia. [mm]	Content	Qty
516 1180	**MTR-CR, Rope for extruder** (CR = cut resistant)	approx. 12	8	1 rope	1

516 1180

Thermopress MTR cushion gum

Cushion gum for laminating REMA TIP TOP repair patches prior to vulcanization in retreading systems/vulcanizing machines at an operating temperature of over 100°C (212°F). The excellent initial tack and ageing stability under thermal stress ensure improved adhesion even when used in open steam autoclaves or long curing processes. Use MTR RUBBER cushion gum only with MTR SOLUTION!

Ref. No.	Designation	Weight [kg]	Size [H x W x L mm]	Content	Qty
516 1009	MTR RUBBER cushion gum	approx. 5	about 1 x 500 x 8000	1 roll	1

B

516 1054

MTR SOLUTION

Ref. No.	Designation	Content	Qty
516 1212	MTR SOLUTION	500 g tin	1
516 1054	MTR SOLUTION	1 kg tin	1
516 1047	MTR SOLUTION	3.75 l can	1
516 1061	MTR SOLUTION	6 kg can	1
516 1078	MTR SOLUTION	40 kg can	1
516 9221	MTR SOLUTION CFC	3.75 l can	1

MTR SOLUTION, inflammable (*EU version)

Accelerator solution for coating the buffed tyre inside, the buffed skive surface or the bonding layer of REMA TIP TOP repair patches prior to laminating with MTR RUBBER. MTR SOLUTION is adapted to MTR RUBBER with regard to its accelerator and adhesion system and can therefore be used at curing temperatures of at least 100°C (212°F).

*Labeled in accordance with EU regulations for cfc-containing products.

Ref. No.	Designation	Content	Qty
516 1213	MTR SOLUTION, EU version	350 g tin	1
516 1055	MTR SOLUTION, EU version	1 kg tin	1
516 1048	MTR SOLUTION, EU version	3.75 l can	1
516 1062	MTR SOLUTION, EU version	6 kg can	1
516 1079	MTR SOLUTION, EU version	40 kg can	1

516 9214

MTR SOLUTION, free of CFC and aromatic compounds

Accelerator solution for coating the buffed tyre inside, the buffed skive surface or the bonding layer of REMA TIP TOP repair patches prior to laminating with MTR RUBBER. MTR SOLUTION is adapted to MTR RUBBER with regard to its accelerator and adhesion system and can therefore be used at curing temperatures of at least 100°C (212°F).

Ref. No.	Designation	Content	Qty
516 9207	MTR SOLUTION, with brush top	350 g tin	1
516 9214	MTR-SOLUTION	700 g tin	1
516 9240	MTR SOLUTION	4.5 kg can	1

VULC COMPOUND A+B, inflammable (*EU version)

For the repair of rubber damage to tyres and conveyor belts by cold vulcanization.
Use with SPECIAL CEMENT BL.

*Labeled in accordance with EU regulations for cfc-containing products.

Ref. No.	Designation	Content	Qty
516 0079	**VULC COMPOUND A+B**	1 lb. each	1
516 0086	**VULC COMPOUND A+B**	2 lbs. each	1
516 0110	**VULC COMPOUND A+B, kit** **Scope of delivery:** • 515 0814 2 SPECIAL CEMENT BL (70 g tubes)	1 lb. each	1
516 0127	**VULC COMPOUND A+B, kit** **Scope of delivery:** • 515 0340 2 SPECIAL CEMENT BL (350 g cans)	2 lbs. each	1

516 0110

B

VULC COMPOUND A+B, free of CFC and aromatic compounds

For the repair of rubber damage to tyres and conveyor belts by cold vulcanization.
Use with SPECIAL CEMENT BL.

Ref. No.	Designation	Content	Qty
516 9032	**VULC COMPOUND A+B**	300 g each	1
516 9049	**VULC COMPOUND A+B**	650 g each	1
516 9056	**VULC COMPOUND A+B**	3 kg each	1
516 9063	**VULC COMPOUND A+B**	6 kg each	1
516 9087	**VULC COMPOUND A+B, kit** **Scope of delivery:** • 1 Vulc Compound A (650 g tin) • 1 Vulc Compound B (650 g tin) • 1 SPECIAL CEMENT BL (225 g can)	1525 g	1

516 9049

T2 COMPOUND

The solvent-free compound consisting of two components is mixed in the REMA TIP TOP hand extruder at 60°C (140°F) and applied to the repair location that was prepared with T2 SOLUTION.

The benefits:

- High initial elasticity
- Quick vulcanization
- Constant technical features and good abrasion resistance

Hand extruders should be cleaned using REMA TIP TOP T2 cleaning rubber.

Ref. No.	Designation	Weight [kg]	Size [H x W x L mm]	Dia. [mm]	Content	Qty
517 7323	**T2 COMPOUND A**	2	3.0 x 20 x 5500		5 rolls	1
517 7330	**T2 COMPOUND B**	2	3.0 x 20 x 5500		5 rolls	1
517 7300	**T2 COMPOUND A, Rope for extruder** Opened plastic buckets are kept protected against environmental factors.	6		8	1 rope	1
517 7310	**T2 COMPOUND B, Rope for extruder** Opened plastic buckets are kept protected against environmental factors.	6		8	1 rope	1

517 7323

517 7330

B

T2 SOLUTION, inflammable

Ref. No.	Designation	Content	Qty
517 7361	T2 SOLUTION A	1 kg tin	1
517 7378	T2 SOLUTION B	1 kg tin	1

517 7362

T2 SOLUTION, inflammable (*EU version)

*Labeled in accordance with the EU regulations for cfc-containing products.

Ref. No.	Designation	Content	Qty
517 7362	T2 SOLUTION A, EU version	1 kg tin	1
517 7379	T2 SOLUTION B, EU version	1 kg tin	1

T2 SOLUTION, free of CFC and aromatic compounds

T2 solution is used for pre-treatment of the buffed skive before it is filled with T2 Compound. The two components (A and B) are mixed in equal quantities in the amount required for the rubber surface.

Ref. No.	Designation	Content	Qty
517 9008	T2 SOLUTION A 4	700 g tin	1
517 9015	T2 SOLUTION B 4	700 g tin	1
595 8597	Plastic measuring cap For mixing T2 SOLUTION (200 ml).		1

517 7379

T2 cleaning rubber

For the cleaning of hand extruders.

Ref. No.	Designation	Weight [kg]	Size [H x W x L mm]	Dia. [mm]	Content	Qty
517 7402	T2 cleaning rubber	approx. 1	about 3 x 20 x 5500		5 rolls	1
517 7420	T2 cleaning rubber, rope for extruder	approx. 6		approx. 8	1 rope	1

517 7402

Documentation

Do not hesitate to order our detailed, up-to-date brochures, repair instructions and other relevant documentation.

CDs, videos and presentations

Ref. No.	Designation	Language	System	Qty
583 0500	Repairing for retreading, video	German	PAL	1
583 0501	Repairing for retreading, video	English	PAL	1
583 0511	Repairing for retreading, video	English	NTSC	1
583 0540	OTR Presentation video	German	PAL	1
583 0541	OTR Presentation video	English	PAL	1
583 0561	OTR Presentation video	English	NTSC	1
583 0571	OTR Package, presentation and application video	English	PAL	1
583 0581	OTR Package, presentation and application video	English	NTSC	1
583 1070	Vulcstar Presentation video, short version	German	PAL	1
583 1071	Vulcstar Presentation video, short version	English	PAL	1
583 1051	Vulcstar Presentation video, short version	English	NTSC	1
583 1060	Vulcstar Presentation video, long version	German	PAL	1
583 1061	Vulcstar Presentation video, long version	English	PAL	1
583 1081	Vulcstar Presentation video, long version	English	NTSC	1
583 0711	Repairing for retreading Part 1	English	CD	1
583 0721	Repairing for retreading Part 2	English	CD	1
583 0681	OTR Presentation	English	CD	1
583 0691	OTR Application Part 1	English	CD	1
583 0701	OTR Application Part 2	English	CD	1

B

CDs, videos and presentations

Repair instructions

Ref. No.	Designation	Language	Qty
581 0050	Working instructions, for car tyre repairs	Multilingual	1
581 0150	Working instructions, for truck tyre repairs	Multilingual	1
581 0180	Working instructions, for OTR tyre repairs	Multilingual	1

Wall charts

Ref. No.	Designation	Language
581 0080	Wall chart PN	Multilingual
581 2000	Wall chart RAD 100	Multilingual
581 0820	Wall chart RAD 500	Multilingual
583 0170	Skin protect chart - Tyre service	German
583 0180	Skin protect chart - Car Service	German
583 1140	Skin protect chart - Industry	German

Automotive

Vulcanizing Machines and Accessories

C

Thermopress

C

517 3815

517 7000

Thermopress machines

Ref. No.	Designation	Qty				
517 3815	**Thermopress JUNIOR, 230V** For the economic repair of car tyres. • Most minor injuries in radial and cross-ply tyres can be repaired within 30 - 50 minutes. • Repairs small rubber injuries and small tears in the fabric quickly and safely (perforations up to 12 mm in the tread area of T-tyres). • Low operating temperature of about 145 °C, therefore no deformation of tyre • Automatic current cut-off when using timer unit **Specifications:** Electric power [V/W] 230/600 **Scope of delivery:** • 557 2076 2 heating plates 230V • 517 7048 1 timer unit 0 - 120 min • 517 3853 1 pressure equalizing pad 110 x 110 mm	1	•	•	•	
517 7017	**Thermopress DUPLEX, 115V** • Most minor injuries in radial and cross-ply tyres can be repaired within 30 - 50 minutes. • Repairs small rubber injuries and small tears in the fabric quickly and safely (perforations up to 12 mm in the tread area of T-tyres). • Low operating temperature of about 145 °C, therefore no deformation of tyre • Automatic current cut-off when using timer unit **Specifications:** Electric power [V/W] 115/600 **Scope of delivery:** • 517 7079 2 heating plates 115V • 517 7055 1 timer unit 0 - 120 min • 517 1295 1 U-clamp • 517 2438 1 pressure equalizing pad 180 x 130 mm	1	•	•	•	•
517 7000	**Thermopress DUPLEX, 230V** • Most minor injuries in radial and cross-ply tyres can be repaired within 30 - 50 minutes. • Repairs small rubber injuries and small tears in the fabric quickly and safely (perforations up to 12 mm in the tread area of T-tyres). • Low operating temperature of about 145 °C, therefore no deformation of tyre • Automatic current cut-off when using timer unit **Specifications:** Electric power [V/W] 230/600 **Scope of delivery:** • 517 7062 2 heating plates 230V • 517 7048 1 timer unit 0 - 120 min • 517 1295 1 U-clamp • 517 2438 1 pressure equalizing pad 180 x 130 mm	1	•	•	•	•
	Accessories:					
517 3884	**Table support clamp JUNIOR** **For use with** Thermopress JUNIOR (517 3815)	1	•			

Ref. No.	Designation	Qty					
517 1532	**Thermopress II ECONOMY, 115V** Vulcanizing machine for the repair of radial and cross-ply car, van, truck, tractor and EM tyres. • Strong construction, designed for long service life • Low operating temperature of about 145 °C, therefore no deformation of tyre • Can also be used for cosmetic repairs of rubber injuries in tyre production and retreading • Vulcanization pressure is continuously adjustable **Specifications:** Electric power [V/W] 115/600 **Scope of delivery:** • 517 3585 2 heating plates 115V • 517 7055 1 timer unit 0 - 120 min • 517 1295 1 U-clamp • 517 3248 1 foot switch for heating plate • 517 1941 1 set of pressure equalizing pads • 517 7172 1 rubber cover for car tyres • 517 7165 1 rubber cover for truck tyres • 517 7158 1 heating plate cover, truck, top	1	•	•	•	•	•
517 1525	**Thermopress II ECONOMY, 230V** Vulcanizing machine for the repair of radial and cross-ply car, van, truck, tractor and EM tyres. • Strong construction, designed for long service life • Low operating temperature of about 145 °C, therefore no deformation of tyre • Can also be used for cosmetic repairs of rubber injuries in tyre production and retreading • Vulcanization pressure is continuously adjustable **Specifications:** Electric power [V/W] 230/600 **Scope of delivery:** • 517 3578 2 heating plates 230V • 517 7048 1 timer unit 0 - 120 min • 517 1295 1 U-clamp • 517 3248 1 foot switch for heating plate • 517 1941 1 set of pressure equalizing pads • 517 7172 1 rubber cover for car tyres • 517 7165 1 rubber cover for truck tyres • 517 7158 1 heating plate cover, truck, top	1	•	•	•	•	•
517 3531	**Thermopress PNEUMATIC, 230V** Adjustable vulcanizing machine with pneumatic cylinder for the repair of radial and cross-ply truck and tractor tyres. • Strong construction, designed for long service life • Low operating temperature of about 145 °C, therefore no deformation of tyre • Especially suitable for cosmetic repairs of rubber injuries in tyre production and retreading • Vulcanization pressure is continuously adjustable **Specifications:** Electric power [V/W] 230/600 Operating pressure [bar] 6 - 10 **Scope of delivery:** • 517 3578 2 heating plates 230V • 517 7048 1 timer unit 0 - 120 min • 517 1295 1 U-clamp • 517 3248 1 foot switch, short • 517 1941 1 set of pressure equalizing pads • 517 7172 1 rubber cover for car tyres • 517 7165 1 rubber cover for truck tyres • 517 7158 1 heating plate cover, truck	1	•	•	•	•	•

517 1525

517 3531

C

517 4150

Digital control unit
and heating plates

Digital extension - Thermopress

For individual temperature control of the heating plates. Especially suitable for cosmetic repairs in tyre production and retreading. Optional for all TP II machines.

Ref. No.	Designation	Qty
517 4150	**Digital control TP II, 230V** • Control box for mounting on the TP frame • 2 digital temperature controlers • Control of curing time by timer unit of TP for control of the two heating plates **For use with** ECONOMY 230V, PNEUMATIC 230V	1
517 4010	**Heating plate digital, for TP II** Can only be used in combination with the digital control TP II (2 plates required).	1

C

517 3891

517 1130

517 1123

517 4900

Support stand - Thermopress

Ref. No.	Designation	Qty					
517 3891	**Support stand, floor-mounted** **For use with** Thermopress JUNIOR (517 3815)	1	•	•	•		
517 1130	**Support stand, floor-mounted** Support stand for easier working on the tread area of car, van and truck tyres. Includes shelves for storage of small parts. **For use with** ECONOMY; PNEUMATIC	1	•	•	•		
517 1123	**Support stand PNEUMATIC** Allows easy lifting and lowering of the machine and tyre with a pneumatic system. Two rollers at the base allow tyres to be easily turned into the repair position. **Specifications:** Op. pressure [bar] 6 - 8 **For use with** TP II ECONOMY; TP PNEUMATIC	1	•	•	•		
517 4900	**Support stand TP II SHUTTLE** Mobile support for all TP ECONOMY and PNEUMATIC machines. Makes it easier to position light-truck, truck, agricultural and EM tyres for repairs to the sidewall, shoulder or tread. Vertically adjustable, swivelling device, 4 castors (2 with integrated stop), spacious tool tray. **Specifications:** Size [W x D x H mm] 760 x 700 x 1230 Weight [kg] about 60 **For use with** TP II ECONOMY; TP PNEUMATIC	1	•	•	•	•	•
	Accessories:						
517 3884	**Table support clamp JUNIOR** **For use with** Thermopress JUNIOR (517 3815)	1					
558 8456	**Retaining straps 2, TP shuttle**	1					
558 8457	**Retaining straps 3, TP shuttle**	1					

Thermopress extensions and accessories

Pressure equalizing pads - Thermopress

Pressure equalizing pads,
large for truck, small for car

TP contour pad

C

Ref. No.	Designation	Size [L x W mm]	Colour	Qty				
517 1941	**Set of pressure equalizing pads** **Scope of delivery:** • 2 aluminium heating plates • 2 pads **For use with** ECONOMY, PNEUMATIC			1			•	•
517 3853	**Pressure equalizing pad car, size 0** **For use with** JUNIOR, ECONOMY, PNEUMATIC	110 x 110		1		•		
517 2438	**Pressure equalizing pad car, small** **For use with** ECONOMY, PNEUMATIC	180 x 130		1		•		
517 1989	**Pressure equalizing pad truck, large** **For use with** ECONOMY, PNEUMATIC	210 x 150		1			•	
517 1965	**Pressure equalizing pad tractor, rectangular** **For use with** ECONOMY, PNEUMATIC	260 x 100		1				•
517 0715	**TP contour pad S2, for sidewall**	240 x 200 x 50	red	1		•		
517 0722	**TP contour pad K3, for sidewall**	about 160 x 130 x 50	red	1	•	•		
517 0739	**TP contour pad S4, for sidewall**	about 180 x 160 x 35	red	1	•	•		
517 0636	**TP contour pad K1, for tread area**	about 200 x 170 x 50	red	1		•		

Accessories - Thermopress

Ref. No.	Designation	Electric power [V/W]	Qty					
557 2076	**Spare heating plate JUNIOR, complete**	230/350	1	•	•	•		
517 7079	**Spare heating plate DUPLEX, 115V**	115/300	1	•	•	•	•	
517 7062	**Spare heating plate DUPLEX, 230V**	230/300	1	•	•	•	•	
517 3585	**Spare heating plate TP, completed, 115V** **Scope of delivery:** • 517 3633 1 heating plate aluminium casing • 517 3640 1 heating plate bottom part (electric system) **For use with** ECONOMY, PNEUMATIC	115/300	1	•	•	•	•	•
517 3578	**Spare heating plate TP, completed, 230V** **Scope of delivery:** • 517 3633 1 heating plate aluminium casing • 517 3640 1 heating plate bottom part (electric system) **For use with** ECONOMY, PNEUMATIC	230/300	1	•	•	•	•	•
517 3729	**Heating plate bottom part TP, 115V** With vulcanized heating filament, thermo regulator and excess temperature cut-out as well as cable and circular plug (4-pole).	115/270	1	•	•	•	•	•
517 3640	**Heating plate bottom part TP, 230V** With vulcanized heating filament, thermo regulator and excess temperature cut-out, cable and safety plug.	230/300	1	•	•	•	•	•
557 2200	**Heating plate bottom part TP, 230 V, digital** With vulcanized heating filament, thermo regulator and excess temperature cut-out, cable and safety plug.		1	•	•	•	•	•
517 1161	**Valve pressure plate** For hot vulcanization of valves with rubber base. **For use with** JUNIOR, ECONOMY, PNEUMATIC		1	•	•	•	•	•
517 0454	**Valve pressure plate, without rubber cover**		1	•	•	•	•	•
517 1264	**Rubber cover, for valve pressure plate**		1	•	•	•	•	•
517 1958	**Aluminium heating plate** **For use with** ECONOMY, PNEUMATIC Size [L x W mm] 210 x 140		1	•	•	•	•	•
517 7172	**Rubber cover, for lower heating plate** **For use with** ECONOMY, PNEUMATIC		1	•	•			
517 7165	**Rubber cover, for lower heating plate** **For use with** ECONOMY, PNEUMATIC		1	•		•	•	•
517 3035	**Thermopress balancer** Makes your work easy and effective. The carrying force can be set from 22 to 32 kg by means of a worm gear. Safety regulations for suspended loads must be observed. Rope length [m] max. 2		1	•				
517 3042	**Suspension device** for TP-II models and balancer		1					
517 3255	**Rubber pre-heating plate** Even thicker rubber sheets can be easily applied, if pre-heated. Preset to 80°C. Size [L x W mm] 500 x 200	230/160	1					

517 3578

517 1161

517 1958

517 7172,
517 7165

517 3035

517 3255

Aluminium heating plate profile shapes, ECO & PNEUMATIC

For further use of the thermopress vulcanizing machines, for faster repairing and for the repairs which are not covered by the standard equipment. The heat is distributed evenly due to the high thermal conductivity of aluminium.

Ref. No.	Designation	Size [L x W mm]	Qty				
517 3327	**Pressure plate for sidewall repair** For sidewall repair.	210 x 140	1		•		
517 3334	**Pressure plate for sidewall repair** For sidewall repair of low-section tyres. **For use with** ECONOMY, PNEUMATIC	about 120 x 70	1	•	•		
517 4003	**Pressure plate for sidewall repair truck, 70-series** For sidewall repair.	210 x 115	1		•		
517 3365	**Tread pressure plate** For tread (inside).	200 x 130	1		•	•	•
517 3310	**Aluminium heating plate profile shape, flat** For tread (outside).	230 x 150	1			•	•
517 3963	**Aluminium heating plate profile shape, contour** For tread (outside).	230 x 150	1		•		
517 3970	**Aluminium pressure plate** For truck tyre tread (outside) and shoulder.	230 x 150	1		•		
517 3987	**Aluminium heating plate cover** For truck tyre tread (inside) and shoulder.	210 x 140	1		•		

517 3327

517 3334

517 4003

517 3310

517 3963

517 3970

C

Bead vulcanizing

Bead vulcanizers

For repair of rubber damages on 13”, 14” and 15” tyre beads.
- Curing temperature control: thermostat
- Curing time control: timer, adjustable
- Curing temperature: approx. 160°C

Ref. No.	Designation		Qty	
517 4144	**Bead vulcanizing clamp, 14“** **Specifications:** Electric power [V/W]	230/650	1	•
	Scope of delivery: • 1 switch unit • 1 traverse bar			

517 4144

Bead vulcanizing clamp

For the repair of rubber damages to the bead of truck, low-section and super single tyres (18" - 24"). Mobile application is made easy by the compact and handy design. The well-arranged control unit allows easy operation. The support stand 517 3891 is recommended for safe handling of the control unit.

Ref. No.	Designation		Qty	
517 4170	**Bead vulcanizing clamp, universal** **Specifications:** Operating pressure [bar] Electric power [V] Curing temperature [°C]	 3.1 230 approx. 140	1	•
	Scope of delivery: • 1 control unit 230V • 1 bead clamp • 1 pressure mat • 1 flat air cushion • 1 heating mat • 1 pressure control tube			

517 4170

C

Bead vulcanizing stand

Bead vulcanizing machine, also suitable for curing large repairs in one operation, complete remoulding of the bead area (pressure area from the bead toe/inner liner to the rim line).

Modular system!
Delivered without electrical control box / clamping plates / cable sets. Please order additionally: electrical control box (digital), 3 cable sets and as required clamping plate(s) and set(s) of rings.

- Curing temperature control: thermostat
- Curing time control: timer, adjustable
- Curing temperature: approx. 150°C

517 4388

Ref. No.	Designation		Tyre size [inch]	Qty
517 4388	**Bead vulcanizing basic stand**			1
	Specifications:			
	Size [W x D x H mm]	1120 x 1000 x 980		
	Weight [kg]	approx. 350		
	Operating pressure [bar]	5		
	Electric power [V]	400"		
	Temperature [°C]	0-170"		
558 8912	**Electrical control box, digital**			1
558 8660	**Cable set, digital**			1
	Accessories:			
557 1390	**Clamping plate, large**		20 - 24.5	1
557 1400	**Clamping plate, small**		17.5 - 19.5	1
558 8936	**Set of rings, digital**		17.5	1
558 8943	**Set of rings, digital**		19.5	1
558 8950	**Set of rings, digital**		20	1
558 8967	**Set of rings, digital**		22.5	1

VULCSTAR

585 3001

VULCSTAR vulcanizing machine

From light truck to agricultural tyres with any tread pattern or tyre profile: With VULCSTAR, you can carry out repairs in the tread, shoulder and sidewall areas in a one-step process. The use of pressure granules makes it easy to adapt the machine to suit every tyre contour.

Special features:

- Pneumatic vibrator for compacting the granules
- No tyre deformation during the curing process
- For maximum tyre width of 700 mm
- Little finishing work even for the repair of tread lugs
- Can be adapted to 115 V

Ref. No.	Designation	Size [L x W mm]	Qty			
585 3001	**VULCSTAR** **Electric power** (V): • Power consumption for heating of granules: 2.2 kW/230 V • Power consumption inner heating mat max: 0.3 kW/230 V **Operating temperature:** • Inner heating mat: 130 °C +/- 10 °C • Heating element for granules: 190 °C +/- 10 °C **Operating pressure (bar):** • AIR POWERBAG II + IV: 3.0 bar • AIR POWER BAG VI: 2.5 bar **Specifications:** Size [W x D x H mm] 1600 x 1000 x 1100 Voltage [V] 230 **Scope of delivery:** • 517 6946 1 AIR POWER BAG II (320 x 300 mm) • 517 6939 1 AIR POWER BAG II (470 x 300 mm) • 585 3049 1 Control and granule heating • 585 3056 1 pressure block L1 (270 x 180 mm) • 585 3063 1 pressure block L2 (270 x 250 mm) • 585 3070 1 pressure block L3 (320 x 270 mm) • 585 3087 1 pressure block S1 (200 x 170 mm) • 585 3094 1 pressure block S2 (250 x 200 mm) • 585 3111 1 counter-pressure plate GD1 (380 x 80 mm) • 585 3128 1 counter-pressure plate GD2 (250 x 130 mm) • 585 7825 1 socket wrench • 585 3142 1 sidewall pressure clamp • 585 3032 1 pressure granules (12 x 25 kg) • 540 0052 4 rubber pads (100 x 100 mm) • Rubber mats		1	•	•	•

C

	Accessories:	Size [L x W mm]	Qty
517 6757	AIR POWER BAG VI	470 x 400	1
585 3018	Inner heating mat II	380 x 200	1
585 3025	Inner heating mat IV	475 x 310	1
585 3104	Pressure block S3	360 x 310	1
585 3135	Pressure plate AS1	430 x 350	1
585 1807	Wrench, pneumatic		1
585 3159	Tyre support, medium		1

VULCSTAR rubber track repair kit

The rubber track repair kit was specifically developed for the repair of rubber tracks. Cut injuries as well as lug tear-outs can be repaired with this kit.

Ref. No.	Designation	Qty	
585 2990	**Rubber track repair kit** **Scope of delivery:** • 585 3510 1 Electronic control unit • 585 3460 1 Silicone heater on stainless steel plate, 230V, 900W • 585 3470 1 Plug adapter with pressure spindle • 585 3480 1 Pressure sheet (550 x 450 mm) • 585 3520 1 Pressure sheet (500 x 450 x 34 mm) • 585 3490 1 Equalizing pad (500 x 450 x 30 mm)	1	•

585 2990

Thermopress EM

C

517 7701

517 5002

517 7804

Thermopress EM machines

Hot vulcanizing machine for repairing injuries to the tread, shoulder or sidewall of radial, cross-ply OTR/EM tyres, with the use of REMA TIP TOP repair patches.

Ref. No.	Designation	Qty			
517 7701	**Thermopress EM I, pneumatic** EM tyres up to 33.25-35. Strong construction provides easy maintenance and a long service life. Adaptation to every repair position by a built-in tilting and swivelling mechanism. Electronic temperature controller with display is integrated. **Specifications:** Voltage [V] 230 Operating pressure [bar] 4 - 8 Pressing power [ton] approx. 3 Curing temperature [°C] approx. 150 **Scope of delivery:** • 1 movable undercarriage • 1 energy block/control unit • 1 complete frame • 2 Pressure plates • different slip-on contour segments • 517 6001 1 Thermopress heating plate No. 1 • 517 6025 1 Thermopress heating plate No. 2	1	•	•	•
517 5002	**Thermopress EM II, electrohydraulic** Universal frame adjustment, suitable for the repair of radial and cross-ply tyres up to the size of 30.00-51 in the basic version. Electronic temperature controller with digital display of actual and desired temperature. **Specifications:** Voltage [V] 230 Pressing power [bar] 160 Curing temperature [°C] approx. 150 **Scope of delivery:** • 1 movable undercarriage • 1 energy block/control unit • 1 complete frame • 3 Pressure plates • different slip-on contour segments • 517 6025 1 Thermopress heating plate No. 2 • 517 6032 1 Thermopress heating plate No. 3	1		•	•
517 7804	**Thermopress EM III, electrohydraulic** For the repair of EM tyres from 30.00-51 to 67.5/60-51 and 54.00 R69 using REMA TIP TOP OTR repair patches. Mobile construction with universal tilt-and-swivel frame. Digital instrumentation and electronic control ensure the right pressure, temperature and cure time. Can also be connected to 230 V. **Specifications:** Voltage [V] 380/3 phases/60 Hz Pressing power [bar] 160 Curing temperature [°C] approx. 150 **Scope of delivery:** • 1 movable undercarriage • 1 energy block/control unit • 1 complete undercarriage • 2 Pressure plates • different slip-on contour segments • 517 6032 1 Thermopress heating plate No. 3 • 517 6252 1 Thermopress heating plate No. 4	1			•

Ref. No.	Designation	Qty	
	Accessories:		
517 5727	Thermopress EM accessory GIGANT For the repair of 40.00 - 57" tyres. For use with Thermopress EM II	1	•
517 5253	Extension cable, 2.5 m For use with Thermopress EM II	1	
517 3554	Repair stand, with hoisting winch (manual) For use with Thermopress EM II	1	•
517 4254	Repair stand, with hoisting winch (electrical) For use with Thermopress EM I and EM II	1	•
517 7811	EM repair stand, electrically operated For use with Thermopress EM III	1	•

517 5727

C

Thermopress EM heating plate

Complete with heating mat and heating pocket

Ref. No.	Designation	Size [mm]	Qty	
517 6001	Thermopress EM heating plate No. 1 For use with Thermopress EM I, EM II	approx. 230 x 230	1	•
517 6025	Thermopress EM heating plate No. 2 For use with Thermopress EM I, EM II	approx. 330 x 330	1	•
517 6032	Thermopress EM heating plate No. 3 For use with Thermopress EM II, EM III	approx. 430 x 430	1	•
517 6252	Thermopress EM heating plate No. 4 For use with Thermopress EM II, EM III	approx. 530 x 530	1	•
517 6040	Thermopress EM heating plate No. 5 For use with Thermopress EM III	approx. 750 x 550	1	•

Thermopress EM heating mats

Ref. No.	Designation	Size [mm]	W	Qty	
517 5215	Thermopress EM heating mat size 1	190 x 190	350	1	•
517 5222	Thermopress EM heating mat size 2	265 x 265	450	1	•
517 5239	Thermopress EM heating mat size 3	365 x 365	800	1	•
517 5246	Thermopress EM heating mat size 4	450 x 470	1100	1	•
517 5260	Thermopress EM heating mat size 5	735 x 545	2000	1	•

Thermopress EM heating pockets

Ref. No.	Designation	Size [mm]	Qty	
517 6207	Thermopress EM heating pocket size 1	230 x 230 x 18	1	•
517 5033	Thermopress EM heating pocket size 2	355 x 330 x 35	1	•
517 5040	Thermopress EM heating pocket size 3	455 x 430 x 35	1	•
517 6276	Thermopress EM heating pocket size 4	555 x 530 x 35	1	•
517 5961	Thermopress EM heating pocket size 5	810 x 645 x 35	1	•

Accessories

517 7811

517 3554

517 4254

EM repair stand

For easy handling of EM tyres during the repair process. Speeds up the positioning of the tyre in the EM machine and improves the safety at work.

Ref. No.	Designation	Qty	
517 7811	**EM repair stand, electrically operated** Designed for the handling of large tyres. The tyre is lifted by a powerful hydraulic system. The rollers on which the tyre is positioned are driven electrically. **Specifications:** Lifting capacity [kg] 4000 Weight [kg] 650 Voltage [V] 380 Tyre size [inch] max. 33.25R35 - 48/95R57	1	•
517 3554	**EM repair stand, with hoisting winch (manual)** Total access to the tyre. Working height of the tyre is adjusted by specially geared hand crank. The roller bars allow easy rotation to the desired position and eliminate the risk of damage to the bead area. Castors enable convenient movement. **Specifications:** Lifting capacity [kg] approx. 600 Weight [kg] 250 Size [L x W x H mm] 1155 x 1280 x 2000 Tyre size [inch] max. 29.5-29	1	•
517 4254	**EM repair stand, with hoisting winch (electric)** Equipped with electric hoisting winch. **Specifications:** Lifting capacity [kg] approx. 1000 Voltage [V] 230 Tyre size [inch] max. 29.5-29	1	•

517 4508

REMA TIP TOP PROFI workplace

The ideal workbench for the tyre specialist, which makes it easy for you to keep your things tidy. Saves you from wasting your time by unnecessarily searching for your tools. Includes illumination, zinc-plated work surface, 4 shelves and 2 multiple tool holders, multiple socket with on/off switch.

Ref. No.	Designation	Size [W x D x H mm]	Qty
517 4508	**Workplace PROFI**	1500 x 750 x 2200	1

517 4546*

*content not included

Cabinet for repair patches and materials

For storing patches, tools etc. Completes the PROFI workplace.

Ref. No.	Designation	Size [W x D x H mm]	Qty
517 4546	**Cabinet for repair patches and materials, lockable** Includes 4 shelves made of galvanized sheet steel.	950 x 400 x 1800	1

Truck tyre working table

Provides the optimum working conditions for professional truck tyre repairs. For ergonomic positioning of tyres up to 24".

Ref. No.	Designation	Qty
517 1051	Truck tyre working and positioning table, can be tilted and swivelled	1

517 1051

Extruders

REMA TIP TOP Extruders

For quick filling when repairing or retreading light truck, truck and EM/OTR tyres. Can be used for cushion gum and tread stock qualities. Please observe the information on the average rubber throughput (in kilograms per hour).

Ref. No.	Designation	Connection [V/W]	Rubber throughput [kg/h]	Operating pressure [bar]	Qty
517 7490	REMA TIP TOP Extruder NORMAL, pneumatic, 115V	115/550	18	5 - 8	1
517 7505	REMA TIP TOP Extruder NORMAL, pneumatic	230/550	18	5 - 8	1
517 7512	REMA TIP TOP Extruder GIANT	230/550	24	5 - 8	1
517 7615	REMA TIP TOP Extruder NAILHOLE, pneumatic, 115V	115/400	6	5 - 8	1
517 7608	REMA TIP TOP Extruder NAILHOLE, pneumatic	230/400	6	5 - 8	1
517 7529	REMA TIP TOP Extruder GIANT ELEKTRO, electrohydraulic	230/1200	30		1

517 7505

517 7512

517 7608

517 7529

REMA TIP TOP COMPOUND MASTER

The effective hand extruder for the easy processing of unvulcanized T2 COMPOUND in workshops or on site.

- Sturdy A.C. drive unit
- Shoulder strap included
- Self-cooling aluminium housing for extruder worm
- Safe material supply thanks to large feeding hopper
- Extruder worm specifically designed for the application of T2 COMPOUND
- Homogeneous mixture ensured by integrated mixing chamber
- Quickly exchangeable jet moulding nozzle to shape the extruded material

517 5150

C

Ref. No.	Designation	Weight [kg]	Connection [V/W]	Rubber throughput [kg/h]	Qty
517 5160	**COMPOUND MASTER, 115V**	8.5	115/1600	24	1
517 5150	**COMPOUND MASTER, 230V**	8.5	230/1600	24	1
	Accessories:				
517 3592	**Nozzle adapter set** **For use with** COMPOUND MASTER (517 5150)				

Accessories - REMA TIP TOP extruders

REMA TIP TOP offers you an extensive range of practical accessories for optimum use of your extruders.

Accessory - REMA TIP TOP extruder

517 7402

Ref. No.	Designation	Weight [kg]	Size [H x W x L mm]	Content
517 3592	**Nozzle adapter set** **For use with** COMPOUND MASTER (517 5150)			
517 3736	**Console** **For use with** REMA TIP TOP extruders NORMAL, GIANT			
517 3767	**Support balancer** Adjustable from 6 to 8 kg. Tension jack with clipper. **For use with** REMA TIP TOP extruder, COMPOUND MASTER			
517 7402	**Cleaning rubber** **For use with** All REMA TIP TOP extruders	1	3 x 20 x 5500	5 rolls
517 7646	**Sleeve for handle** **For use with** REMA TIP TOP extruder NAILHOLE (517 7608)			
517 7622	**Spare extruder part** **For use with** REMA TIP TOP extruder NAILHOLE (517 7608)			

Marking

Tyre marking, electric

For the hot marking and branding of tyres. For special characters such as &, %, etc., please use the collective Ref. No.!

519 0977

Letters and numbers (for tyre marking)

Ref. No	Designation	Size [L x W mm]	Electric power [V/W]	Type size [mm]	Content	Qty
519 0977	Branding iron, 1 line	70 x 35	230/300	12		1
	Accessories:					
519 0984	Complete set (letters A-Z)				26	1
519 0991	Complete set (numbers 0-9)				10	1

Ref. No.	Designation	Qty
	Accessories:	
558 7195	Letter A	1
558 7205	Letter B	1
558 7212	Letter C	1
558 7229	Letter D	1
558 7236	Letter E	1
558 7243	Letter F	1
558 7250	Letter G	1
558 7267	Letter H	1
558 7274	Letter I	1
558 7281	Letter J	1
558 7298	Letter K	1
558 7315	Letter L	1
558 7322	Letter M	1
558 7339	Letter N	1
558 7346	Letter O	1
558 7353	Letter P	1
558 7360	Letter Q	1
558 7377	Letter R	1
558 7384	Letter S	1

Ref. No.	Designation	Qty
	Accessories:	
558 7391	Letter T	1
558 7401	Letter U	1
558 7418	Letter V	1
558 7425	Letter W	1
558 7432	Letter X	1
558 7449	Letter Y	1
558 7456	Letter Z	1
558 7463	Number 1	1
558 7470	Number 2	1
558 7487	Number 3	1
558 7494	Number 4	1
558 7504	Number 5	1
558 7511	Number 6	1
558 7528	Number 7	1
558 7535	Number 8	1
558 7542	Number 9	1
558 7559	Number 0	1
558 7170	Special character (+)	1
558 7160	Special character (-)	1

C

Tyre marking

The SVS TYRE LABELS can be applied directly to the tyre for temporary marking. The production and processing of SVS TYRE LABELS are state-of-the-art and comply with the highest quality standards (feather-edged shape of the labels). The labels are available in any size, with one- or two-colour print (corporate logo). Ask for questionnaires. RUBBERETTE LABELS, similar to SVS, but with rubber base of 1 mm thickness for hot vulcanization and permanent marking. Metal plates with embossed letters for identification in the retreading process.

Ref. No.	Designation	Size [L x W mm]
558 9083	**Barcode labels, minimum quantity of 1000 pieces** Consecutive numbering for identification of tyres in the retreading process/hot curing.	50 x 14
558 9076	**SVS TYRE labels, minimum quantity of 1000 pieces** For temporary identification of tyres in the cold curing process. (Collective Ref. No.: please specify the quantity, size and print required.)	
558 9100	**RUBBERETTE labels, minimum quantity of 1000 pieces** For permanent identification of tyres in the retreading process/hot curing. (Collective Ref. No.: please specify the quantity, size and print required.)	
599 3332	**Metal plates** For identification of tyres in the retreading process/hot curing. (Collective Ref. No.: please specify the quantity, size and print required.)	

Please give all details with your order on separate description.

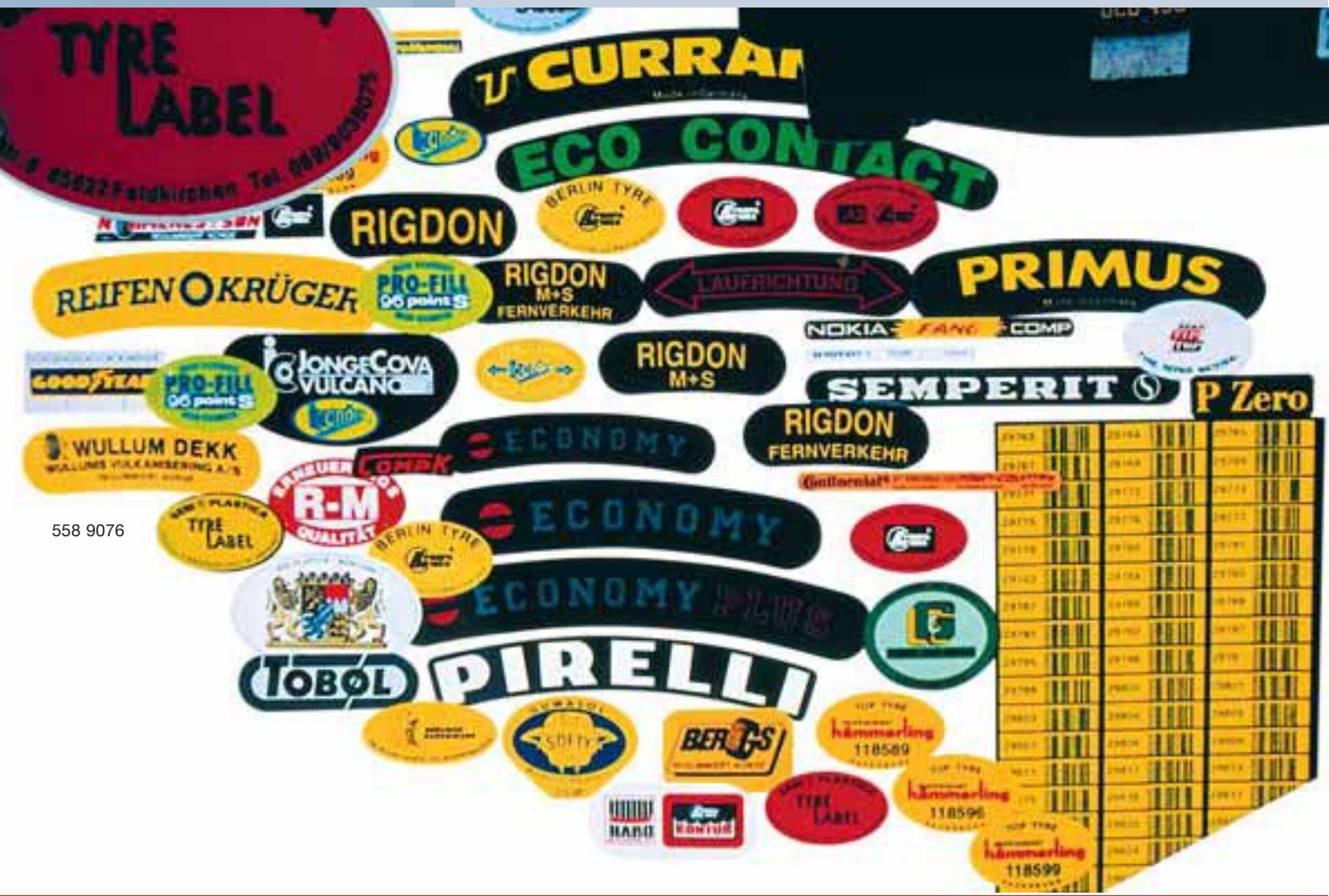

558 9076

Special Tools for Tyre Handling and Regrooving

D

Regrooving / Hot Cutter

HOT CUTTER

Special thermal cutting tool for quick and easy removal of inner liners or old repair patches of any type, including steel-reinforced patches. Easier handling thanks to additional handle.

564 1206

Ref. No.	Designation		Content	Qty				
564 1206	**HOT CUTTER**			1	•	•	•	•
	Specifications:							
	Connection [V]	230						
	Accessories:							
564 1251	**HOT CUTTER blade type 1**		10	1				
	Cutting width [mm]	21						
	Cutting depth [mm]	10						

RUBBER CUT 300

Ergonomic design of the handle makes working easier. Switch control with up to 8 positions, for high cutting intensity. Automatic overheating cutout according to DIN 30600. Insulated cutting head.

The compact regrooving tool containing all components in the handle. Excellent as a spare tool or for shops requiring a regroover only occasionally. Cutting width with FIX regrooving blades 3 - 28 mm. Integrated transformer with 2-step cutting capacity, easy handling.

564 1017

Ref. No.	Designation	Voltage [V]	Qty	
564 1000	**RUBBER CUT 300, 115V**	115	1	•
564 1017	**RUBBER CUT 300, 220/240V**	220/240	1	•

RUBBER CUT 400

Ergonomic design of the handle makes working easier. Switch control with up to 8 positions, for high cutting intensity. Automatic overheating cutout according to DIN 30600.

Insulated cutting head. Allows fast and accurate regrooving of the tread. More freedom of movement and easy guiding due to separation of handle and transformer. Cutting width with FIX regrooving blades 3 - 28 mm; prepared for wall mounting; lockable carrying handle; GS-tested, meets recognized safety standards.

564 1110

Ref. No.	Designation	Voltage [V]	Qty	
564 1103	**RUBBER CUT 400, 115V**	115	1	•
564 1110	**RUBBER CUT 400, 220/240V**	220/240	1	•

Accessories - Regrooving

R Fix = round blade, W Fix = angle blade.

Ref. No.	Designation	Cutting width [mm]	Cutting depth [mm]	Weight [g]	Content	Qty
564 2803	R Fix 1	3 - 4	max. 7		20	1
564 2810	R Fix 2	5 - 6	max. 8		20	1
564 2827	R Fix 3	6 - 8	max. 10		20	1
564 2834	R Fix 4	9 - 10	max. 14		20	1
564 2841	R Fix 5	10 - 14	max. 16		20	1
564 2858	W Fix 1	3 - 4	max. 7		20	1
564 2865	W Fix 2	5 - 6	max. 8		20	1
564 2872	W Fix 3	6 - 8	max. 10		20	1
564 2889	W Fix 4	9 - 10	max. 14		20	1
564 2896	W Fix 5	10 - 14	max. 16		20	1
564 2906	W Fix 6	22 - 28	max. 16		10	1
564 1020	Gauge, for setting the cutting depth					1
519 1653	Tread depth gauge Measuring range [mm] 0 - 30					1
519 1828	Digital tread depth gauge Measuring range [mm] 0 - 35			112		1

564 2834

564 2889

564 1020

519 1653

519 1828

D

RUBBER CUT STATION

Tool stand and gauge for easy regrooving of truck tyres (17.5" - 24.5").

- Tyres can be regrooved on or off their rims
- Efficient working and loading/unloading of the tyres
- Low space requirement, secure holding of tyres
- Integrated setting gauge
- One roller is equipped with a brake preventing accidental tyre rotation
- Equipped with 2 castors, can be moved around in the workshop
- Rubber Cut tool not included in the delivery

Ref. No.	Designation	
518 3719	RUBBER CUT STATION ECO **Specifications:** Weight [kg] approx. 40 Size [L x W x H mm] 1100 x 1100 x 1150 Tyre width [mm] max. 500	•

518 3719

Tyre spreaders

D

519 9198

Tyre lift spreader

For preparing the inspection and repair of tractor, truck, EM/ OTR and industrial tyres and for the changing of tubes and flaps as well as for similar work. Extremely low roll-on height (200 mm), spreader cylinder with hand and foot control. Enough space for the feet to be safe from injury. Pneumatic system lifts the tyre to the desired working height. Pneumatically controlled opening of the spreader claws. The machine is designed for one-man operation.

Ref. No.	Designation	Qty			
519 9150	**Tyre lift spreader** **Specifications:** Lifting capacity at 12 bar [kg] approx. 200 Lifting capacity at 15 bar [kg] approx. 300 Lifting height [mm] max. 450 Weight [kg] 150 Operating pressure [bar] max. 10 Size [W x D x H mm] 1150 x 780 x 900 Tyre size [inch] max. 18R22.5	1	•	•	•
519 9198	**Tyre lift spreader SUPER** Same features as basic machine, plus integrated light (12 V/integrated transformer), roll-on ramp, compressed air conditioner. **Specifications:** Lifting capacity at 12 bar [kg] approx. 200 Lifting capacity at 15 bar [kg] approx. 300 Lifting height [mm] max. 450 Weight [kg] 160 Operating pressure [bar] max. 10 Size [W x D x H mm] 1150 x 780 x 900 Tyre size [inch] max. 18R22.5	1	•	•	•
	Accessories:				
519 9167	**Set of EM extensions, up to 23.5R25**	1			•

518 3506

REPMAT tyre spreader

Tyre spreader for preparing the inspection and repair of car and truck tyres.

- Very compact construction
- Operating pressure controlled by hand lever
- The tyre is rolled into position up a detachable ladder
- Comfortable working height
- Ideal for car tyres as well

Ref. No.	Designation	Qty				
518 3506	**REPMAT tyre spreader, pneumatic** **Specifications:** Weight [kg] 45 Size [W x H mm] 800 x 500 Overall height [mm] 700 Working height [mm] 510 Operating pressure [bar] 10	1	•	•	•	•

REP BOY tyre spreader

Tyre spreader for preparing the inspection and repair of passenger car and motorcycle tyres.

- Compact construction for car and motorcycle tyres
- The tyre can be inspected and prepared inside and outside
- The tyre can be turned and inclined into the perfect working position (patented mechanism)
- Comfortable working height
- Integrated tray for tools and materials
- Halogen lamp not included
- Base plate not included

Ref. No.	Designation	Qty		
517 0777	**REP BOY tyre spreader, mechanical** **Specifications:** Weight [kg] 26	1	•	•
	Accessories:			
517 0784	**Base plate, for REP BOY** **Specifications:** Weight [kg] 14	1		

517 0777
(Delivery without tyre, lamp and base plate)

Tyre spreaders

Ref. No.	Designation	Qty						
595 2971	**Car tyre spreader** For easy spreading of tyre beads (2 pieces necessary)	1	•	•				
595 2988	**Tube tensioner** Holds the tube and provides a smooth base for processing. Spreads passenger car and motorcycle tyres. Can be mounted on work bench!	1	•	•				
519 8780	**Truck tyre spreader, with clamping mechanism** **Specifications:** Weight [kg] 4.4 Size [W x D x H mm] 770 x 200 x 90 Spreading range [mm] 50 - 600	1			•	•		
519 9222	**EM tyre spreader, with clamping mechanism** **Specifications:** Weight [kg] 7.5 Spreading range [mm] 100 - 530	1					•	•
517 6984	**Truck tyre spreader, pneumatic** **Specifications:** Weight [kg] approx. 4.4 Operating pressure [bar] 6 - 8 Spreading range [mm] 100 - 350	1			•	•		
519 9181	**EM bead spreader, hydraulic** Hydraulic bead spreader for EM tyres with stiff beads. **Specifications:** Weight [kg] 42 Operating pressure [bar] 6 - 8 Spreading force [ton] 5.5 Spreading range [mm] 200 - 1150 Tyre size [inch] 20 - 57	1						•
517 6991	**Spreader bars, truck** For securing spread tyre beads. **Specifications:** Weight [kg] 1.2 Spreading range [mm] 230 - 360	1				•		
519 9239	**Spreader bars, EM** For securing spread tyre beads. **Specifications:** Weight [kg] 6 Spreading range [mm] 340 - 550	1						•

595 2971

595 2988

519 8780,
519 9222

517 6984

519 9181

517 6991

519 9239

D

517 4522

595 3004

Lighting

Ref. No.	Designation	Length [mm]	Qty			
517 4522	**Halogen lamp, magnetic** incl. 12 V bulb. Voltage [V] 230		1			
595 3004	**Tyre inspection lamp, includes location holder** Suitable for tyres of 5.5" - 18" in width. Power cord (5 m). Connection [V/W] 220/8		1	•	•	•
571 9520	**Working light OPUS I** • Ease-of-servicing design • No flickering light • Sturdy hosing • Quick-change bulb • Power cord (5 m) • Slender shape • TC-SEL lamp (230 V/11 W)		1			
594 0910	**Flexarm 500 magnetic clamp OPUS I**	500	1			
	Accessories:					
595 3028	**Tyre inspection lamp, without holder** Connection 220V / 8W		1			
517 4539	**Spare lamp, 12 V** **For use with** Halogen lamp, magnetic (517 4522)					
595 3011	**Holder** **For use with** Tyre inspection lamp with holder (595 3004); Tyre inspection lamp without holder (595 3004)		1	•	•	•

D

Workshop equipment

518 2875

518 3582

Tyre transport

For easy lifting and unloading whole stacks of tyres/wheels. The pick-up fork which opens and grabs the tyre avoids damaging the rim or bead. Optional adapter console, e.g. for transport of rims, tubes etc. The adapter console is located by the pick-up fork and thus adjusted properly. Different wheels available.

Ref. No.	Designation	Content	Qty		
518 2875	**Tyre CADDY, without tyres/wheels** **Specifications:** Weight [kg] 17 Size [L x W x H mm] 850 x 600 x 1530 Stack width [mm] 1500		1	•	
518 3582	**BIG CADDY, with pneumatic tyres** The BIG CADDY is a further development of the Tyre CADDY. The force is transferred from the foot pedal jack with gear mechanism to the tyre pick-up. Safe movement is ensured by the support roller. Also suitable for light truck tyres (up to 17.5"). Sturdy design. **Specifications:** Weight [kg] 45 Size [L x W x H mm] 730 x 750 x 1630 Stack width [mm] 1600		1	•	•
	Accessories:				
518 2882	**Pneumatic tyres, 3.00-4** **For use with** Tyre CADDY (518 2875)	2	1		
518 2899	**Solid tyres, 250/60-130** **For use with** Tyre CADDY (518 2875)	2	1		
518 2909	**Console for transport of packages/rims** **For use with** Tyre CADDY (518 2875)		1		

Bead breakers, pumps and sealing rings

EM bead breaker

This EM bead breaker (23" - 49") is suitable for EM tyres on 5-piece rims. Not damaging the beads, as the enormous force is not applied to the tyre, but to the lateral rings. In general the beads are pressed off on the vehicle, i.e. with the wheel not demounted. It is also possible to use the bead breaker on demounted wheels in the workshop.

Ref. No.	Designation	Qty	
519 1598	**EM bead breaker STANDARD** With drawing hook No. 1. Pump not included. Recommended pumps 519 1512 or 519 1529. **Specifications:** Breaking force [bar] 500 Weight [kg] 15	1	•

519 1598

EM bead breaker GIGANT

This EM bead breaker is suitable for EM tyres on 5-piece rims. Not damaging the beads, as the enormous force is not applied to the tyre, but to the lateral rings. In general the beads are pressed off on the vehicle, i.e. with the wheel not demounted. It is also possible to use the bead breaker on demounted wheels in the workshop.

Ref. No.	Designation	Qty	
519 1725	**EM bead breaker GIGANT I** EM bead breaker (23" - 49"). Pump **not** included. Pump **not** included. Recommended pump is 519 1691. **Specifications:** Breaking force [bar] 700 Weight [kg] 30 **Scope of delivery:** • 558 9234 1 adjustable counter-support • 558 6440 1 counter support 49" • 1 removing hook size 1 • 1 removing hook size 2 • 1 insert segment dia. 20, 30, 40, 50 mm	1	•
519 1677	**EM bead breaker GIGANT II** EM bead breaker (51" - 57") with dual drawing hook mechanism for use on a balancer/suspension device. Pump **not** included. Recommended pump is 519 1691. **Specifications:** Breaking force [bar] 700 Weight [kg] 70 **Scope of delivery:** • 1 adjustable counter-support • 558 6457 1 counter-support 51" • 1 insert segment, height 17, 25, 40 mm	1	•
	Accessories:		
519 1684	**Carriage** **For use with** EM bead breaker GIGANT II (519 1677)	1	•
558 6464	**Counter-support, 57"** **For use with** EM bead breaker GIGANT II (519 1677)	1	•

519 1725

EM bead breaker GIGANT II with carriage

D

Bead breaker

Hydraulic claw breaker for breaking the beads on mounted or demounted wheels.

519 1574

519 1730

Ref. No.	Designation	Breaking force [bar]	Weight [kg]	Qty			
519 1574	**Bead breaker tractor** No other tools are required thanks to the bead breaking force of 5 tons. Suitable for tyres on one-piece drop centre rims, Unimog tyres, pneumatic fork lift tyres, truck tyres on combi-ring rims and tubeless 14/80 R20 (Pilote) tyres on four-piece flat base rims, tube-less tractor, grader and EM tyres on three-piece semi drop center rims with locking ring. Pump not included with the tool. Pump **not** included. Recommended pump is 519 1512 or 519 1529.	500	22	1	•	•	
519 1730	**OTR EM bead breaker type 3** The OTR bead breaker is designed for the new generation of three-piece OTR/EM wheels which do not have a groove in the bead area. Construction and handling are similar to the tractor bead breaker. The OTR bead breaker benefits from proven technology which was improved and perfected. Pump **not** included with the tool. Recommended pump is 519 1513 or 519 1520.	700	23	1			•
	Accessories:						
558 2620	**Breaking claw Type 3, up to 25"** **For use with** OTR EM bead breaker type 3 (519 1730)			1			•

D

Pumps

Hydraulic pumps for bead breakers.

Ref. No.	Designation	Breaking force [bar]	Qty
519 1512	**Hand/foot pump, hydraulic** **For use with** EM bead spreader (519 9181); Bead breaker, tractor (519 1574); EM bead breaker, STANDARD (519 1598); EM mounting kit (519 1581)	500	1
519 1513	**Hand/foot pump, hydraulic** **For use with** OTR EM bead breaker type 3 (519 1730)	700	1
519 1520	**Foot pump, pneumatic-hydraulic** The pneumatic assistance speeds up the pumping. Foot switch with 2 positions (pump/release). **Specifications:** Connection [inch] 1/4 for air Connection [inch] 3/8 for oil Weight [kg] 5.3 Size [L x W x H mm] 195.5 x 112 x 172 **For use with** OTR EM bead breaker type 3 (519 1730)	700	1
519 1529	**Foot pump, air hydraulic** The pneumatic assistance speeds up the pumping. Foot switch with 2 positions (pump/release). **Specifications:** Connection [inch] 1/4 for compressed air Connection [inch] 3/8 for hydraulic oil Weight [kg] 5.3 Size [L x W x H mm] 295.5 x 112 x 172 **For use with** EM bead spreader (519 9181); Bead breaker, tractor (519 1574); EM bead breaker, STANDARD (519 1598); EM mounting kit (519 1581)	500	1
519 1691	**Foot pump, pneumatic-hydraulic** For bead breakers with large oil volume such as the Gigant series. **For use with** EM bead breaker GIGANT I (519 1725); EM bead breaker GIGANT II (519 1677)	700	1

519 1512

519 1513

519 1520

519 1529

519 1691

D

Sealing rings

- **O-rings:** For sealing the tyre beads of graders, earth movers and other heavy OTR vehicles with split rims.
- **V-rings:** Ensure improved air seal where the tyre bead meets the rim and flange. They are of particular benefit to radial tyres on split rims.

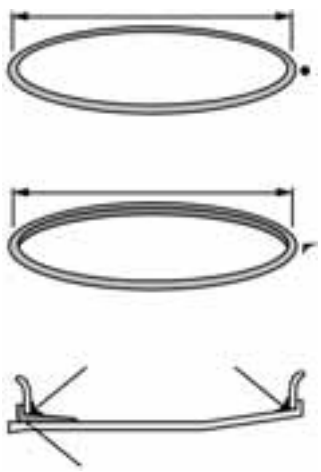

'V' rings, 'O' rings

Ref. No.	Designation	Nominal dia. [inch]	Size [mm]	Qty
563 2002	'O' ring	17	6.6	1
563 2019	'O' ring	20	6.6	1
563 2026	'O' ring	24	6.6	1
593 1990	'O' ring, thick	24	9.5	1
563 2033	'O' ring, thin	25	6.6	1
563 2040	'O' ring, thick	25	9.5	1
563 2057	'O' ring	29	9.5	1
563 2064	'O' ring	33	9.5	1
563 2071	'O' ring	35	9.5	1
563 2088	'O' ring	39	9.5	1
563 2095	'O' ring	45	9.5	1
563 2105	'O' ring	49	9.5	1
563 2112	'O' ring	51	9.5	1
563 2129	'O' ring, extra thick	51	12.7	1
563 2136	'O' ring	57	12.7	1
563 2208	'V' ring	20		1
563 2215	'V' ring	24		1
563 2222	'V' ring	25		1
563 2239	'V' ring	29		1
563 2246	'V' ring	33		1
563 2253	'V' ring	35		1
563 2260	'V' ring	39		1
563 2277	'V' ring	45		1
563 2284	'V' ring	49		1
563 2291	'V' ring	51		1
563 2301	'V' ring	57		1

D

Truck tyre handling

517 1068

Truck tyre lift

Mobile tool for safe and easy stacking, transporting and storing truck tyres. Automatic lifting system. Length of cable 15 m.

Ref. No.	Designation		Qty	
517 1068	**Electrical tyre lift**		1	•
	Specifications:			
	Lifting capacity [kg]	80		
	Lifting height [mm]	max. 1700		
	Weight [kg]	100		
	Size [W x D x H mm]	650 x 800 x 2300		
	Voltage [V]	380		

Special Tools for Tyre Repair

E

Hand tools

511 1729

511 1712, 511 1705

Compass saw for steel cord tyres

For cylindrical removal of damaged material from tyres.

Ref. No.	Designation	Speed [rpm]			
511 1705	Compass saw, 22 mm Ø	max. 2000	511 1736	•	•
511 1712	Compass saw, 32 mm Ø	max. 2000	511 1743	•	•
511 1729	Compass saw, 41 mm Ø	max. 2000	511 1743	•	•
511 1736	Arbour hexagon, 22 mm	max. 2000			
511 1743	Arbour hexagon, 32/41 mm				

519 6146, 519 6139

E

Buffing rasps

For buffing rubber surfaces.

Ref. No.	Designation	Bore Ø [inch]	Speed [rpm]	Content					
519 6139	Buffing rasp R 5, 45 mm Ø	1/2	max. 4500		519 6270	519 6641	519 6263	•	•
519 6146	Spacer R 5	1/2	max. 4500	6					
519 6249	Buffing rasp R 6, 76 mm Ø	1/2	max. 4500		519 6270	519 6641	519 6263	•	•
519 6256	Spacer R 6	1/2	max. 4500	7					

595 4292

595 4326

595 4481

595 4498

Rotary gouges

For the removal of large volumes of rubber in tyre repairs.

Ref. No.	Designation	Bore [mm]	Dia. [mm]	Speed [rpm]	Content						
595 4292	Rotary gouge	12.4	50	max. 4500	1	595 4302	519 6689 595 4302	595 4278	•	•	•
595 4326	Rotary gouge	9.5	30	max. 4500	3	595 4034	519 6627		•	•	•
595 4481	Sharpening fixture For the precise sharpening of rotary gouges.										
595 4498	Replacement stones				2						

595 5002

595 4962 | 595 5026 | 595 4948 | 595 5060 | 595 5040 | 595 5033 | 595 4931 | 595 4924 | 595 4955

HM mill cutters and routers

For the precise injury preparation on radial and cross-ply tires. Special profile adapted to steel cord preparation. Long service life.

Ref. No.	3Designation	Speed [rpm]	Dia. [mm]	Blade length [mm]	Length [mm]					
595 5019	HM mill cutter, pointed	max. 2500	4.5	30	90	Fixed shaft 6 mm	519 6672	•	•	
595 4962	HM mill cutter, pointed	max. 2500	6	50	90	Fixed shaft 6 mm	519 6672	•	•	•
595 4948	HM mill cutter, pointed	max. 2500	8	50	100	Fixed shaft 8 mm	519 6689		•	•
595 5060	HM mill cutter, pointed	max. 2500	10	60	110	Fixed shaft 10 mm	519 6593		•	•
595 5040	HM mill cutter, pointed	max. 2500	12	60	110	Fixed shaft 10 mm	519 6593		•	•
595 5033	HM mill cutter, pointed	max. 2500	17	60	140	Fixed shaft 13 mm			•	•
595 5026	HM mill cutter, pointed	max. 2500	22	60	140	Fixed shaft 13 mm			•	•
595 5002	HM cutter, pointed (extra long) For EM SEALASTIC preparation of injuries using a drilling machine.	max. 2500	9.5	60	250	Fixed shaft 10 mm				•
595 4900	HM router/burr, pointed	max. 25000	3	25	50	Fixed shaft 3 mm	519 6782	•	•	
595 4924	HM router/burr, pointed	max. 25000	6	25	65	Fixed shaft 6 mm	519 6672		•	•
595 4931	HM router/burr, blunt headed	max. 25000	6	25	65	Fixed shaft 6 mm	519 6672		•	•
595 4955	Ballshaped HM burr	max. 25000	20			Fixed shaft 6 mm	519 6672		•	•

HSS mill cutters

For cylindrical enlargement and cleaning of smaller prick injuries.

Ref. No.	Designation	Speed [rpm]	Dia. [mm]	Length [mm]		
595 4917	HSS mill cutter	max. 2500	3	60	Fixed shaft 3 mm	519 6782
511 1767	HSS mill cutter	max. 2500	4.5	110	Fixed shaft 4.5 mm	
511 1781	HSS mill cutter	max. 2500	6	110	Fixed shaft 6 mm	519 6672
511 1798	HSS mill cutter	max. 2500	8	110	Fixed shaft 8 mm	519 6689

E

Chip cones, classic class

For buffing rubber and textile plies.

595 0739

595 0746

595 8872

595 5057

595 8896

595 8951

595 8968

Ref. No.	Designation	Dia. [mm]	Thread [inch]	Length [mm]	Speed [rpm]						
595 0739	Chip cone K 18, pointed	25	3/8	102	max. 4500	595 4034	519 6610	595 4027		•	•
595 0746	Chip cone K 18, rounded	20	3/8	38	max. 4500	595 4034	519 6610	595 4027		•	•
595 8872	Chip cone K 18, pointed	25	3/8	50	max. 4500	595 4034	519 6610	595 4027	•	•	
595 8982	Chip cone K 36, pointed	25	3/8	102	max. 4500	595 4034	519 6610	595 4027		•	•

E

Pencil buffers, standard class

For buffing of rubber in nailhole type injuries.
Please order special sizes using the collective Ref. No. and precisely specifying the dimensions required!

Ref. No.	Designation	Dia. [mm]	Length [mm]	Speed [rpm]						
595 5057	Pencil buffer K 36	4 - 6	65	max. 4500	Fixed shaft 6 mm	519 6672		•	•	
595 8913	Pencil buffer K 46	4 - 8	102	max. 4500	Fixed shaft 6 mm	519 6672		•	•	
595 8896	Pencil buffer K 36	5 - 8	105	max. 4500	Fixed shaft 6 mm	519 6672		•	•	
595 8906	Pencil buffer K 18	5 - 8	105	max. 4500	Fixed shaft 6 mm	519 6672	595 4278	•	•	
595 8951	Pencil buffer K 36	8	170	max. 4500	Fixed shaft 8 mm	519 6689	595 4278			•
595 8968	Pencil buffer K 18	8	170	max. 4500	Fixed shaft 8 mm	519 6689	595 4278			•

Chip rasps / buffing wheels, classic class

Carbide buffing tools.

595 8786

595 8793

595 8810

595 8858

595 4388

595 4395

595 8827

595 8834

595 8841

Ref. No.	Designation	Width [mm]	Dia. [mm]	Speed [rpm]	Thread [inch]						
595 8786	Buffing wheel K 18	3	50	max. 4500		Fixed shaft 6 mm	519 6672			•	•
595 8779	Buffing wheel K 36	3	50	max. 4500		Fixed shaft 6 mm	519 6672			•	•
595 8755	Buffing wheel K 16	3	50	max. 4500	3/8	595 4034	519 6610	595 4027		•	•
595 8793	Buffing wheel K 18	3	50	max. 4500	3/8	595 4034	519 6610	595 4027	•	•	•
595 8810	Buffing wheel K 18	5	50	max. 4500	3/8	595 4034	519 6610	595 4027	•	•	•
595 8762	Buffing wheel K 14	5	50	max. 4500	3/8	595 4034	519 6610	595 4027	•	•	•
595 8858	Buffing wheel K 18	10	50	max. 4500	3/8	595 4034	519 6610	595 4027	•	•	•
595 4388	Buffing wheel K 18	13	50	max. 4500	3/8	595 4034	519 6610	595 4027		•	•
595 4395	Buffing wheel K 36	13	50	max. 4500	3/8	595 4034	519 6610	595 4027		•	•
595 8827	Buffing wheel K 18	19	50	max. 4500	3/8	595 4034	519 6610	595 4027		•	•
595 8834	Doughnut wheel K 18, 14 mm bore	16	76	max. 4500		595 4261	519 6634	595 4285		•	•
595 8841	Doughnut rasp K 18, 14 mm bore	19	102	max. 4500		595 4261	519 6634	595 4285		•	•

E

Ball shaped chip rasps, classic class

Carbide buffing tools.
Please order special sizes using the collective Ref. No. 595 9974 and precisely specifying the dimensions required!

Ref. No.	Designation	Dia. [mm]	Speed [rpm]				
595 8920	Ball shaped chip rasp K 18	20	max. 4500	Fixed shaft 6 mm	519 6672	•	•

595 8920

Domed contour rasps, classic class

For buffing on inner liner or other smooth rubber surfaces. Carbide buffing tools.
Please order special sizes using the collective Ref. No. 595 9974 and precisely specifying the dimensions required!

595 8865

595 4223

595 4209

595 4247

595 4230

Ref. No.	Designation	Dia. [mm]	Thread [inch]	Speed [rpm]	Bore Ø [inch]									
595 9000	Dome rasp K 36	30	3/8	max. 4500		595 4034	519 6610	595 4027	•	•				
595 8865	Dome rasp K 18	50	3/8	max. 4500		595 4034	519 6610	595 4027				•	•	•
595 8975	Dome rasp K 36	50	3/8	max. 4500		595 4034	519 6610	595 4027				•	•	
595 4319	Dome rasp K 46	65		max. 4500	3/8	595 4034	519 6627		•	•				
595 4216	Dome rasp K 36	65		max. 4500	14	595 4261	519 6634	595 4285	•	•				
595 4223	Dome rasp K 18	76		max. 4500	14	595 4261	519 6634	595 4285					•	•
595 4209	Dome rasp K 36	76		max. 4500	14	595 4261	519 6634	595 4285			•		•	
595 4330	Dome rasp K 36, Patriot	76		max. 4500	14	595 4261	519 6634	595 4285			•		•	
595 4247	Dome rasp K 18	102		max. 4500	14	595 4261	519 6634	595 4285					•	•
595 4230	Dome rasp K 36	102		max. 4500	14	595 4261	519 6634	595 4285			•		•	

E

595 4340

595 4728

595 4694

Buffing wheels, silver class

For the especially fine buffing work on rubber surfaces.
Carbide buffing tools.

Ref. No.	Designation	Width [mm]	Dia. [mm]	Speed [rpm]	Thread [inch]						
595 4340	Buffing wheel K 18, wedge-shaped	5	37	max. 4500		Fixed shaft 6 mm	519 6672		•	•	
595 4728	Buffing wheel K 18	6	50	max. 4500	3/8	595 4034	519 6610	595 4027	•	•	
595 4694	Buffing wheel K 18	10	50	max. 4500	3/8	595 4034	519 6610	595 4027	•	•	•

Buffing set, silver class

Set of small buffing tools for finish buffing work.

Ref. No.	Designation	Speed [rpm]	Content				
595 4711	**Mini buffing set** **Scope of delivery:** • 1 cone rasp K 60, Ø 3 mm x 25 mm • 1 cone rasp K 60, Ø 6 mm x 15 mm • 1 chip rasp K 60, Ø 15 mm x 3 mm • 1 ball rasp K 60, Ø 10 mm	max. 4500	4	Fixed shaft 3 mm	519 6782	•	•

Ball rasp, silver class

For finishing work on rubber surfaces.

Ref. No.	Designation	Dia. [mm]	Speed [rpm]				
595 4371	**Ball rasp K 36**	19	max. 4500	Fixed shaft 6 mm	519 6672	•	•

595 4711

595 4371

Domed buffing rasp, silver class

For finishing work on rubber surfaces.

595 4357

595 4656

595 4632

595 4670

595 4735

595 4364

Ref. No.	Designation	Bore Ø [inch]	Dia. [mm]	Speed [rpm]	Length [mm]						
595 4687	**Dome rasp K 60**	3/8	32	max. 4500	18	595 4034	519 6610	595 4027	•	•	
595 4735	**Dome rasp K 36**	3/8	32	max. 4500	18	595 4034	519 6610	595 4027	•	•	
595 4632	**Dome rasp K 36**		44	max. 4500	19	595 4034	519 6610	595 4285	•	•	
595 4357	**Dome rasp K 36**	3/8	65	max. 4500		595 4034	519 6610			•	•
595 4656	**Dome rasp K 36**	14	76	max. 4500		595 4261 with poly plug 595 0533	519 6634 with poly plug 519 6665	595 4285 with poly plug not possible		•	•
595 4670	**Dome rasp K 36**	14	102	max. 4500		595 4261	519 6634			•	•
	Accessories:										
595 4364	**Poly plug** **For use with** Dome rasp (595 4175)	3/8	65	max. 4500		595 4034	519 6610			•	•
595 4663	**Poly plug** **For use with** Dome rasp (595 4656)	14	76	max. 4500		595 0533	519 6665			•	•

E

Dome contour rasps, REMA TIP TOP class

Economy series for buffing of rubber surfaces. Carbide buffing tool.
Please order special sizes using the collective Ref. No. 595 9974 and precisely specifying the dimensions required!

595 6056

595 6087

595 6111

Ref. No.	Designation	Dia. [mm]	Thread [inch]	Speed [rpm] max.	Bore Ø [mm]						
595 6056	Dome rasp K 16	50	3/8	4500		595 4034	519 6610	595 4027	•	•	•
595 6087	Dome rasp K 16	76		4500	14	595 4261	519 6634	595 4285		•	•
595 6111	Dome rasp K 16	102		4500	14	595 4261	519 6634	595 4285		•	•

Buffing wheels, REMA TIP TOP class

Economy series for buffing of rubber surfaces. Carbide buffing tool.

E

595 6018

595 6049

Ref. No.	Designation	Height [mm]	Dia. [mm]	Thread [inch]	Speed [rpm] max.						
595 6001	Buffing wheels K 16	3	50	3/8	4500	595 4034	519 6610	595 4027	•	•	•
595 6018	Buffing wheels K 16	5	50	3/8	4500	595 4034	519 6610	595 4027	•	•	•
595 6049	Buffing wheels K 16	10	50	3/8	4500	595 4034	519 6610	595 4027	•	•	•

Chip / Cone rasp, silver class

595 4704

Ref. No.	Designation	Dia. [mm]	Length [mm]	Speed [rpm] max.						
595 4704	Chip rasp K 18, blunt headed	22	50	4500	595 4034	519 6610	595 4027		•	•
595 4740	Cone rasp K 36, pointed	6	75	4500	595 4034	519 6610	595 4027	•	•	

Buffing kit, REMA TIP TOP

The REMA TIP TOP BASIC buffing kit offers a new way of flexibility. The convenient box contains eight essential special tools. The tools are clearly arranged and embedded in foam plastic retainers to avoid damage to the buffing tools.

The benefits:
- Flexible use for repair work
- Everything immediately available
- Careful storage of the tools
- All buffing tools can be ordered separately
- Space saving and clear arrangement

Ref. No.	Designation	Content
595 4750	**Buffing kit BASIC** **Scope of delivery:** • 595 8975 1 dome contour rasp K 36, 50 mm • 595 8810 1 chip rasp K 18, 50 mm • 595 5057 1 pencil buffer K 36, 4 - 6 mm • 519 6610 1 adapter NV 11, 3/8" • 595 4412 1 cutting disk, pointed, 32 mm • 595 0650 1 cutting disk, pointed, 40 mm • 595 9000 1 contour wheel K 36, 30 mm • 595 4319 1 dome rasp K 46	8

595 4750

Rotary wire brushes

For the careful treatment of rubber steel cord.
Please order special sizes using the collective Ref. No. and precisely specifying the dimensions required!

595 4522
595 4168
595 4175
595 0722
595 0076
595 0571
595 0564
595 4560

Ref. No.	Designation	Width [mm]	Bore Ø [inch]	Dia. [mm]	Speed [rpm] max.									
595 4522	Rotary brush, cylindrical, plastic embedded	7	3/8	50	2800	595 4034	519 6627		•					
595 4168	Rotary brush, cylindrical, plastic embedded	8	14	76	2800	595 4261	519 6634	595 4285						•
595 4175	Rotary brush, contour embedded in plastic	20	14	76	2800	595 0533	519 6665	595 4285		•	•			
595 0722	Rotary brush, cylindrical, brass-coated steel wire	8		55	2800	Fixed shaft 6 mm	519 6672		•	•	•	•	•	•
595 0076	Rotary brush, steel wire	20		60	2800	Fixed shaft 6 mm	519 6672		•	•	•	•	•	•
595 0571	Rotary brush, cylindrical	25	16	80	2800	595 0540	519 6689	595 0502		•	•			
595 0564	Rotary brush, cylindrical	25	16	100	2800	595 0540	519 6689	595 0502		•	•			
595 4560	Spiral / pencil brush For the repair of very small injuries.	25		8	2800	Fixed shaft 6 mm	519 6672					•	•	

Limestones

Limestones for buffing soft rubber grades such as inner liners.
Recommended rpm: max. 4500

595 0117

595 0588

595 0595

595 0605

595 0083

Ref. No.	Designation	Width [mm]	Dia. [mm]	Speed [rpm] max.	Bore Ø [mm]	Thread									
595 0117	Limestone, cylindrical	15	60	4500			595 0100	519 6672					•	•	
595 0588	Limestone, cylindrical	30	90	4500	16		595 0540	595 0540 + 519 6689	595 0540 + 595 0502					•	•
595 0595	Limestone, rounded	30	90	4500	16		595 0540	595 0540 + 595 6689	595 0540 + 595 0502		•	•			
595 0605	Limestone, spherical		60	4500		M12	595 0557	595 0557 + 519 6689	595 0557 + 595 0526		•	•			
595 0083	Limestone, spherical, with shaft		38	4500			Fixed shaft 6 mm	519 6672		•	•				

E

Grinding tools for steel cord preparation

Rotary high speed stones, for steel cord preparation on tyres.

595 0667

595 0650

595 4780

595 4412

595 0629

595 4405

595 0681

Ref. No.	Designation	Width [mm]	Bore Ø [mm]	Speed [rpm] max.	Dia. [mm]	Length [mm]								
595 0667	Grinding disk, cylindrical	7	16	9000	76		595 0674	519 6689 + 595 0674	595 4278 + 595 0674	•		•		•
595 0636	Grinding disk, cylindrical	10	16	9000	100		595 0674	519 6689 + 595 0674	595 4278 + 595 0674	•		•		•
595 0650	Round mushroom stone, pointed	10		25000	40		Fixed shaft 6 mm	519 6672		•	•	•	•	•
595 4780	Cutting disk, blunt	6		25000	25		Fixed shaft 6 mm	519 6672		•	•	•	•	•
595 4797	Cutting disk	10		25000	50		Fixed shaft 6 mm	519 6672				•	•	•
595 4412	Round mushroom stone, pointed	6		25000	32		Fixed shaft 6 mm	519 6672		•	•	•		•
595 0629	Cone stone			25000	20	65	Fixed shaft 6 mm	519 6672		•		•		•
595 4405	Pencil stone			25000	8	25	Fixed shaft 6 mm	519 6672		•		•		•
595 0681	Ball stone, spherical			25000	20		Fixed shaft 6 mm	519 6672		•	•	•	•	•
595 4810	Pointed cone stone			25000	14	45	Fixed shaft 6 mm	519 6672		•	•	•	•	•

E

ES finish buffer

ES buffing bands can be mounted or removed by turning them slightly to the right. This allows easy changing of band.

595 5507

594 0830

Ref. No.	Designation	Height [mm]	Speed [rpm] max.	Dia. [mm]					
595 5507	**ES 45 finish buffer kit K 60** **Scope of delivery:** • 1 buffing sleeve • 5 buffing bands	30	2800	45	Fixed shaft 6 mm	519 6672	•	•	
595 5514	**Spare buffing band K 60**	30	2800	45					
595 5521	**Spare buffing band K 40**	30	2800	45					
595 5552	**ES 75 finish buffer kit K 60** **Scope of delivery:** • 1 buffing sleeve • 4 spare bands	30	2800	75	Fixed shaft 8 mm	519 6689		•	•
595 5576	**Spare buffing band K 40**	30	2800	75					
595 5569	**Spare buffing band K 60**	30	2800	75					
594 0830	**Flap wheel K 80**	30	6500	60	Fixed shaft 6 mm	519 6672	•	•	

E

Buffing disks for angle grinders

For the preparation of large rubber surfaces on the outside of a tyre.

Buffing disk K 18

Ref. No.	Designation	Height [mm]	Dia. [mm]	Inside dia. [mm]	Speed [rpm] max.	
595 2531	**Buffing disk K 18**	2	125	22	4500	•
595 2548	**Buffing disk K 23**	2	125	22	4500	•
595 2555	**Buffing disk K 18**	2	175	22	4500	•
595 2562	**Buffing disk K 23**	2	175	22	4500	•

Jacob chuck type arbours

For secure mounting of buffing tools on the driving machine.

595 0100

595 4034

595 4302

595 0533

595 0540

595 0557

595 4261


519 6270

Ref. No.	Designation	Shaft dia. [mm]
595 0100	**Arbour** **For use with** Buffing disk (595 0117)	6
595 3932	**Arbour** **For use with** Buffing tools with 3/8" thread, 3/8" bore	6
595 4034	**Arbour** **For use with** Buffing tools with 3/8" thread, 3/8" bore	8
595 4302	**Arbour** **For use with** Rotary gouge (595 4292)	8
595 0533	**Arbour** **For use with** Wire brush (595 4175); Dome rasp with POLYPLUG 76 mm (595 4656)	8
595 0540	**Arbour** **For use with** Wire brush (595 0571); Wire brush (595 0564); Limestone (595 0588); Limestone (595 0595)	8
595 0557	**Arbour** **For use with** Ball rasp (595 0605)	8
595 4261	**Arbour** **For use with** Buffing tools with 14 mm bore and max. 4 mm attachment	8
519 6270	**Arbour** **For use with** Buffing rasps R5 and R6	8

Q/R arbours - adapters for quick release chuck type

For the secure fastening of buffing tools in the quick coupling.

519 6603

519 6782

519 6689

519 6672

519 6593

519 6610

519 6627

519 6634

519 6665

519 6641

Ref. No.	Designation
519 6603	**Quick release action chuck QC, 3/8" - 24** **For use with** Arbour MK 1 (595 4010)
519 6782	**Arbour NV 11, 3 mm bore** **For use with** All tools with 3 mm shaft
519 6672	**Arbour NV 11, 6 mm bore** **For use with** All tools with 6 mm shaft
519 6689	**Arbour NV 11, 8 mm bore** **For use with** All tools with 8 mm shaft
519 6593	**Arbour NV 11, 10 mm bore** **For use with** All tools with 10 mm shaft
519 6610	**Arbour NV 11, 3/8" - 24** **For use with** Buffing wheel 13 mm height, Ø 50 mm, and contour disks
519 6627	**Arbour NV 11, 3/8" - 24, 21 mm thread length** **For use with** Gouge Ø 30 mm, buffing wheel Ø 50 x 3 mm
519 6634	**Arbour NV 11, M 14, 11 mm thread length** **For use with** Contour disks and buffing wheels with Ø 76 mm + Ø 102 mm
519 6641	**Arbour NV 11, R5, 16 mm attachment** **For use with** Buffing rasps R5/R6
519 6665	**Arbour NV 11, M 14, 16 mm attachment** **For use with** Wire brush (595 4175); Buffing wheel with PU insert (595 4656)

E

Flex drive arbours MK 1

For secure mounting of buffing tools to flexible shafts.

595 0519

595 4278

595 0526

595 4027

595 4285

595 0502

595 4010

519 6263

Ref. No.	Designation	Thread
595 0519	**Arbour MK 1 collet chuck type, 6 mm** **For use with** All tools with 6 mm shaft	
595 4278	**Arbour MK 1 collet chuck type, 8 mm** **For use with** All tools with 8 mm shaft	
595 4027	**Arbour MK 1, 3/8"** **For use with** Buffing tools with 3/8" thread, 3/8" bore	
595 0526	**Arbour MK 1** **For use with** Ball rasp (595 0605)	M12
595 0502	**Arbour MK 1, 16 mm attachment** **For use with** Wire brush (595 0571); Wire brush (595 0564); Limestones	
595 4285	**Arbour MK 1** **For use with** All tools with 14 mm bore	M14
519 6263	**Arbour MK 1, 16 mm attachment** **For use with** Buffing rasps R5, R6	
595 4010	**Arbour MK 1, 3/8“** **For use with** Quick coupling	

Buffing

Finish buffers

For buffing the side wall of tyres before retreading.
Please order special sizes using the collective Ref. No. 595 9950 and precisely specifying the dimensions required!

Ref. No.	Designation	Width [mm]	Dia. [mm]	Inside dia. [mm]	
595 4041	Finish buffer BANDAG	40	200		•
595 4150	Finish buffer TRM Eagle	60	230	100	•
595 4199	Finish buffer Matteuzzi	40	230	100	•
595 4110	Finish buffer Matteuzzi RAS90	38	160	76	•
519 6809	Finish buffer R8167/0.15D, canted contour	60	160		•
595 4060	Finish buffer Collmann 0142	40	180	100	•
595 4120	Finish buffer	40	150	80	•

595 4041

595 4110

Buffing and grinding wheels

Used for buffing excess rubber and joints. When ordering, specify bore, diameter and keyway size. Please order special sizes using the collective Ref. No. and precisely specifying the dimensions required!

E

595 7938

595 7945

595 7622

595 7639

595 7646

Ref. No.	Designation	Width [mm]	Bore Ø [mm]	Dia. [mm]						
595 7938	Buffing wheel K 60	25	14	50	595 4261	519 6634		•	•	
595 7945	Buffing wheel K 46 (5)	38	14	102		519 6634	595 4285		•	•
595 7660	Clamping flange, for lateral buffing									
519 6414	DWM buffing wheel K 18, curved contour 18 mm bore. For buffing machine e.g. Marangoni Bunny II (standard classic version).	30		130				•	•	
595 7608	Buffing wheel K 18, canted contour For buffing machine e.g. BANDAG.	38		200					•	
595 7615	Buffing wheel K 18, canted contour For buffing machine e.g. RM 56, BANDAG.	38		150					•	
595 7622	Buffing wheel K 18, canted contour For buffing machine e.g. RM 56.	25		150					•	
595 7639	Buffing wheel K 18, curved contour For buffing machine e.g. Collman ZRM 66, RM 56.	34		152					•	
595 7646	Buffing wheel K 18, curved contour For buffing machines e.g. Collman ZRM 66/86/90.	34		180					•	



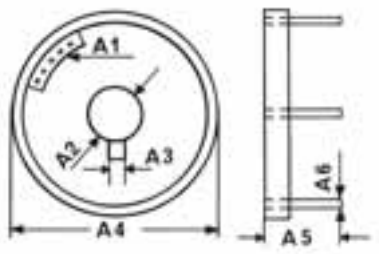

Buffing rasps for retreading machines

Buffing rasps for all common retreading machines are available ex warehouse. Please order special sizes using the collective Ref. No. 595 9981and precisely specifying the dimensions required!

Please supply the following data:

1. Type of buffing rasps: e.g. R4-NS, to measure as **A 1**
2. Bore Ø: to measure as **A 2**
3. Keyway size and number: width to measure as **A 3**
4. Rasp Ø without rocket refills: to measure as **A 4**
5. Length of pin: length of pin to measure as **A 5**, dia. as **A 6**
6. Number, type and size of spacers: to measure as **A 7**
7. Type and number of refill: e.g. APOLLO II U
8. Buffing machine: e.g. RM 56 N

Ref. No.	Designation	for bolt hole Ø [mm]	Content	Qty
519 6098	SPECIAL JET R3-25, teeth alternately offset in two directions	6	28	50
519 6029	SPECIAL JET R4-16, teeth alternately offset in two directions	6	28	50
519 7327	SPECIAL JET R4-20, teeth alternately offset in two directions	6	28	50
519 6012	SPECIAL JET R4-25, teeth alternately offset in two directions	6	28	50
519 6067	SPECIAL JET R115-16, teeth alternately offset in two directions	8	25	50
519 7341	SPECIAL JET R115-20, teeth alternately offset in two directions	8	25	50
519 6201	SPECIAL JET R115-25, teeth alternately offset in two directions	8	25	50
519 6108	SPECIAL JET SATURN III R156-17, teeth alternately offset in two directions	8	30	50
519 7396	SUPER COOL R4-20, teeth alternately offset in two directions	6	28	50
519 6043	SUPER COOL R4-25, teeth alternately offset in two directions	6	28	50
519 6074	SUPER COOL R115-20, teeth alternately offset in two directions	8	25	50
519 6050	SUPER COOL R115-25, teeth alternately offset in two directions	8	25	50
519 6300	Switch Blade R115-25 SB For use with R115-25	8	25	50
519 5990	SUPER COOL SATURN III S115-25, teeth alternately offset in two directions	8	30	50
519 6311	APOLLO II For use with SATURN buffing rasp	8	28	50
519 6483	APOLLO II U R4 For use with R 4 buffing rasp only	6	28	50
519 6328	APOLLO III For use with SATURN buffing rasp	8	30	50
519 7217	GEMINI II S2 II, alternative for APOLLO II	8	28	50
519 7224	GEMINI II R4, alternative for APOLLO II U	6	28	50
519 7231	GEMINI III, alternative for SATURN	8	30	50
519 6840	REMA TIP TOP 115 For use with R 115	8	25	50
519 6850	REMA TIP TOP II For use with SATURN buffing rasp	8	28	50
519 6860	REMA TIP TOP III For use with SATURN buffing rasp	8	30	50
519 6870	REMA TIP TOP 4 For use with R4 buffing rasp	6	28	50

DETREADER blades for buffing machines

Buffing rasp types: CONVEX buffing rasps (bent pins) are available e.g. for Collmann RM 75, RM 80, RM 83, Matteuzzi RAS 80 and 90 and Marangoni buffing machines. CONVEX are available in R4-AP, R115 REG and SATURN III-AP.

Ref. No.	Designation	for bolt hole Ø [mm]	Content
519 7437	DETREADER blades R115-16	8	5
519 7169	DETREADER blades S115-25	8	5
519 7444	DETREADER blades R4-16	6	4
519 7451	DETREADER blades APOLLO II	8	4
519 7468	DETREADER blades APOLLO III	8	6

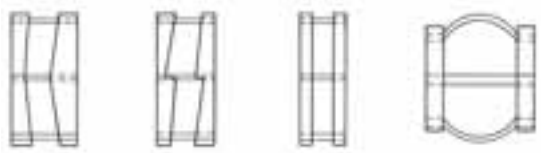

AP REG NS CONVEX

Accessories - buffing rasps/buffing machines

Heavy-duty (HD) spacers are available for buffing rasps of type AP, REG and NS in the following widths: 1/4'' (6.35 mm) and 3/8'' (9.5 mm). When ordering, please supply the information items 1-8 listed under "Buffing rasps".

Ref. No.	Designation	Thickness [mm]	Length [mm]
519 6438	Pin, for buffing rasps	6	96
519 6445	Pin, for buffing rasps	8	102
519 6160	Spacer R115, 1/4“	6.3	
519 6153	Spacer R115, 3/8“	9.5	
519 6380	Spacer R4, 3/16“	4.8	
519 6184	Spacer R4, 1/4“	6.3	
519 6177	Spacer R3/R4, 3/8“	9.5	
519 6452	Spacer SATURN I, 1/4“	6.3	
519 6469	Spacer SATURN I, 3/8“	9.5	
519 6397	Spacer SATURN II, 3/16“	4.8	
519 6476	Spacer SATURN II, 1/4“	6.3	
519 6490	Spacer SATURN II, 3/8“	9.5	
519 6335	Spacer SATURN III, 3/16“	4.8	
519 6342	Spacer SATURN III, 1/4“	6.3	
519 6359	Spacer SATURN III, 3/8“	9.5	
519 7482	Spacer R4	5.4	
519 7475	Spacer R115	7.2	

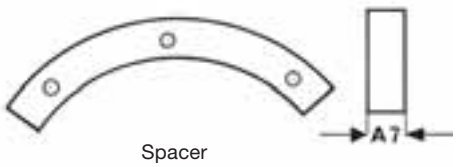

Spacer

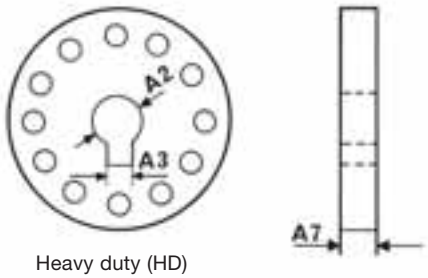

Heavy duty (HD)

E

Auxiliaries

Bead repair segment

Rubber repair segment to be placed between inner envelope and tyre bead. Provides for optimum bead vulcanization during the autoclave curing process.

Ref. No.	Designation	Length [mm]
585 0585	Bead repair segment, 22.5"	400

585 0585

Envelope release agent

High-quality envelope release agent, can be spread or sprayed, environmentally friendly, produced by our own high quality standards, for application onto warm envelopes.

- Economic usage
- Effective and user-friendly

Ref. No.	Designation	Content
593 1033	REMA TIP TOP SHE 100	5 l can
593 0773	REMA TIP TOP SHE 100	10 l can

Mould release agent

High-quality mould release agent, can be spread or sprayed, environmentally friendly, produced by our own high quality standards, for application into warm press moulds.

- Economic usage
- Effective and user-friendly

Ref. No.	Designation	Content
593 0656	Mould release agent	1 l bottle
593 0663	Mould release agent	5 l metal can
593 0670	Mould release agent	10 l metal can

E

517 6537

Envelope patches

Repair patches for repairing both minor and larger injuries or for replacing damaged valves. EASY REPAIR GUM is used for the application of these patches, providing a durable bond to the envelope/inner liner. Vulcanization takes place in a TIP TOP Thermopress machine or in the autoclave.

Ref. No.	Designation	Size [mm]	Content
517 6537	Envelope patches No. 3	54	30
517 6609	Envelope patches No. 5, for valve	94	10
517 6582	Envelope patches No. 7a	90 x 45	30

515 9073

EASY REPAIR GUM, free of CFC/aromatic compounds

Quick repair of slightly injured envelopes already fitted on tyres to be cured. Just apply the gum, let it dry for a short time, then put the tyre with the envelope on it in the autoclave. Removing the envelope from the tyre is not necessary, as the repair area is cured within the retreading cycle.

Ref. No.	Designation	Content
515 9073	EASY REPAIR GUM	100 g tin

REMA TIP TOP envelope valves and exhaust coupling system

Accessories for all autoclave retread systems.

Technical features:

- Long-time temperature resistance up to 160°C
- Deformation of the locking system (in particular sealing nipple) is excluded
- Reliable sealing of the connectors also after decoupling, i.e. vacuum or overpressure in the envelope is maintained (check for leaks)
- With thread adapter usable for all envelope types

Ref. No.	Designation	Dia. [mm]	Size [mm]
517 6661	Envelope screw-on valve	33 x 28	
517 6678	Envelope sealing nipple		
517 6685	Envelope sealing coupling		
517 6692	Envelope elbow connector		
517 6702	Envelope set of gaskets		
517 6719	Envelope thread adapter, 7/16" to 1/4" For use with BANDAG		16
517 6726	Envelope thread adapter, VG12 to 1/4" For use with VG12		19
599 4252	Outer envelope valve VG12		
599 4269	Adapter nipple VG12/BANDAG		

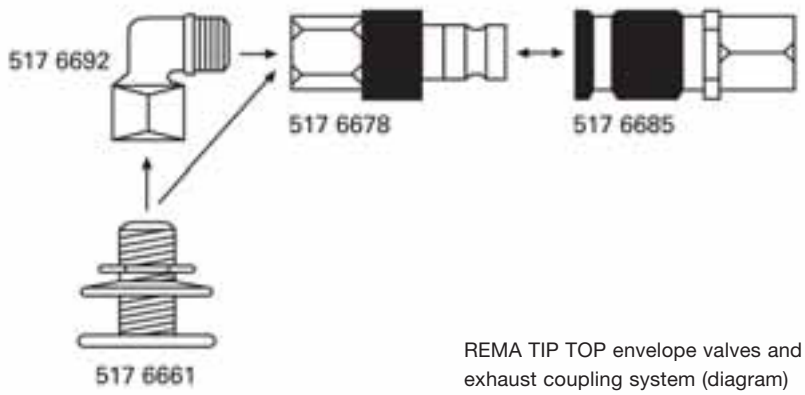

REMA TIP TOP envelope valves and exhaust coupling system (diagram)

E

Automotive

Buffing Motors and Hand Tools

F

Electrical

Special buffing motors

High-quality motors for driving shafts - long-term tried and tested.
Modern, user-oriented, well proven, long life motor technology for improved safety.

- High torque
- Safety switch on the shaft hand piece
- Motor brake prevents after-running of the tool - hence improved safety at work
- Optional adapters for different shafts available
- Integration into existing carrying- and rail- systems possible with accessory 5951312

595 1264

595 1350

595 0485

Ref. No.	Designation	Qty
595 1264	**Buffing motor** **Specifications:** Rotating speed [1/min] 1400 Shaft W 15 Voltage [V] 220/240 Power [kW/HP] 1.1/1.5 **Scope of delivery:** • 595 1305 1 safety switch for shaft hand piece	1
595 1271	**Buffing motor** **Specifications:** Rotating speed [1/min] 2800 Voltage [V] 220/240 Power [kW/HP] 1.1/1.5 Shaft W 15 **Scope of delivery:** • 595 1305 1 safety switch for shaft hand piece	1
595 1288	**Buffing motor** **Specifications:** Rotating speed [1/min] 1400/2800 Voltage [V] 380/400 Power [kW/HP] 1.1/1.5 Shaft W 15 **Scope of delivery:** • 595 1305 1 safety switch for shaft hand piece	1
595 1350	**Buffing motor VARIO SPEED** **Specifications:** Rotating speed [1/min] 1800 - 4500 Voltage [V] 220/240 Power [kW/HP] 1.1/1.5 Shaft W12 **Scope of delivery:** • 595 1374 1 adapter from shaft connection W 12 (motor) to shaft W 15 • 595 1305 1 safety switch for shaft hand piece	1
	Accessories:	
595 0382	**Flexible shaft W 10, rubber cover**	1
595 0409	**Flexible shaft W 12, metal cover**	1
595 0485	**Flexible shaft W 12, rubber cover**	1
595 0416	**Flexible shaft W 15, metal cover**	1
595 0492	**Flexible shaft W 15, rubber cover**	1
595 0399	**Spare inner shaft, for W 10**	1
595 0423	**Spare inner shaft, for W 12**	1
595 0430	**Spare inner shaft, for W 15**	1
595 0447	**Spare metal cover, for W 12**	1
595 0454	**Spare metal cover, for W 15**	1
595 0911	**Spare rubber cover, for W 12**	1

Ref. No.	Designation	Qty
595 0928	**Spare rubber cover, for W 15**	1
595 0461	**Spare aluminium hand piece, for shaft W 12/W 15**	1
595 1295	**Adapter** From shaft connection W 15 (motor) to shaft W 12.	1
595 1374	**Adapter** From shaft connection W 12 (motor) to shaft W 15.	1
595 1312	**Suspension, for buffing motor**	1
595 1381	**Mobile stand universal, for buffing motor**	1
595 1305	**Safety switch, for shaft hand piece** incl. connector	1

595 1381

Hand drills

Powerful machines for driving buffing and milling tools

Ref. No.	Designation	Weight [kg]	Length [mm]	Qty
594 0880	**METABO drill machine SBE 1010 Plus CODE** • Two speeds • Right- and left-hand rotation **Specifications:** Rotating speed [1/min] 0 - 950; 0 - 2400 Weight [kg] 2.4 Eletric power [V/W] 220 - 240/1010			1
571 9110	**DUSS hand drill B13/2 RLE** • Right- and left-hand rotation • High torque (45 Nm in first gear) • Specially suitable for EM/OTR repairs **Specifications:** Rotating speed [1/min] 0 - 450; 0 - 1550 Weight [kg] 1.9 Eletric power [V/W] 220/650			1
594 0590	**BOSCH drill machine PSB 550 RE** **Specifications:** Rotating speed [1/min] 0 - 3000 Weight [kg] 1.5 Eletric power [V/W] 220 - 240/550			1
	Accessories:			
517 3286	**Flexible Shaft, for use with drill machine** For buffing tools up to 65 mm in diameter.	1.7	approx. 1600	1
517 3293	**Holder, for drill machine**			1
517 3303	**Holder for flexible shaft**			1

594 0880

571 9110

517 3286

517 3293

F

Electric fret saw

For removing damaged material when skiving out injuries on EM tyres; continuously adjustable speed; extra blade motion can be selected to facilitate your work. Supplied in metal case.

Ref. No.	Designation	Length [mm]	Content	Qty
595 4852	**Electric fret saw** **Specifications:** Stroke [mm] 27 Speed [1/min] 0 - 2400 Weight [kg] 3.5 Connection [V/W] 230/1300			1
	Accessories:			
595 4876	**Saw blades, for steel/rubber**	150	5	1
595 4883	**Saw blades, for steel/rubber**	200	5	1

595 4852

Pneumatic

517 2933

595 0234

595 0258

517 3097

519 6775

Heavy-duty buffers

For buffing and grinding work, rear exhaust through hose.

Ref. No.	Designation	Qty
517 2933	**Air buffer CP 871, with chuck and 2 m hose** **Specifications:** Rotating speed [1/min] 0 - 20000 Operating pressure [bar] 6 - 8	1
518 4206	**Air buffer RT 1532 D, with chuck** **Specifications:** Rotating speed [1/min] 0 - 3600 Operating pressure [bar] 6 - 8	1
595 0234	**Air buffer AIR SUPER (type PN) UT 8742 HMA, quick release (QR) chuck** **Specifications:** Rotating speed [1/min] 0 - 3600 Operating pressure [bar] 6 - 8	1
595 5583	**Air buffer AIR SUPER RC, with quick release (QR) chuck** **Specifications:** Rotating speed [1/min] 0 - 3400 Operating pressure [bar] 6 - 8	1
595 0258	**Air Buffer UT 8721, high speed, with 6 mm collet chuck** **Specifications:** Rotating speed [1/min] 0 - 22000 Operating pressure [bar] 6 - 8	1
	Accessories:	
517 2861	**Exhaust hose PN, 3 m** **For use with** (595 0234)	1
595 5590	**Exhaust hose RC** **For use with** (595 5583)	1
517 2940	**Exhaust hose, 2 m** **For use with** (517 2933)	1
517 3097	**Universal Quick-Twist clamping chuck, with 3/8" thread** For changing tools quickly and easily.	1
519 6775	**Collet chuck reducer, 6 mm to 3 mm** **For use with** (595 0258); All chucks (6 mm)	1

595 0790

595 0760

Air buffers for retreading work

These air buffer were specifically designed for tough continuous duty. Thanks to the long construction, the machines allow two-handed working which reduces fatigue.

Additional benefits:

- Low weight
- Plastic machine insulation
- Rear air exhaust

Ref. No.	Designation	Qty
595 0790	**Air buffer GP-0560SW, with quick release (QR) chuck** **Specifications:** Rotating speed [1/min] 0 - 3200 Weight [kg] 1.5 Operating pressure [bar] 6 - 8	1
595 0760	**Air buffer ST-3TB, with 6 mm collet chuck** **Specifications:** Rotating speed [1/min] 0 - 22000 Weight [kg] 1.2 Operating pressure [bar] 6 - 8	1

Patch hammer

Facilitates the application of large, multi-ply repair patches to passenger car, truck and EM tyres.

Ref. No.	Designation	Weight [kg]				
517 4450	**Patch hammer, compact, with plastic ram** **Specifications:** Connection [inch] 1/4 Weight [kg] 1.0 Operating pressure [bar] 6 - 8		•	•		
517 3602	**Patch hammer, large, with metal ram** **Specifications:** Connection [inch] 1/4 Weight [kg] 1.9 Operating pressure [bar] 6 - 8			•	•	•
	Accessories:					
517 3619	**Spare spring** **For use with** (517 3602)	0.55				
517 3626	**Spare ram** **For use with** (517 3602)	0.262				
538 1009	**Pressure equalizing cloth, for optimum control of the patch hammer**					

517 4450

517 3602

Angle grinder

Compact, handy pneumatic tool for the preparation of the tyre surface and removal of tyre markings according to ECE 109 standard.

Ref. No.	Designation	Dia. [mm]	Qty
518 3733	**Angle grinder, pneumatic** **Specifications:** Rotating speed [1/min] 25000 Operating pressure [bar] 6 - 8		1
	Accessories:		
518 3740	**Grinding disk, for angle grinder**	50	1
518 3764	**Grinding pad, for angle grinder**	75	1

518 3733

F

Pneumatic fret saws

For removal of steel plies embedded within the rubber.

Ref. No.	Designation	Qty	
517 2847	**Fret saw, pneumatic** For the preparation of sidewall damages to truck tyres. **Specifications:** Operating pressure [bar] 6 - 8	1	•
	Accessories:		
517 2854	**Special saw blades, for steel/rubber** **Specifications:** Length [mm] 85	10	

517 2847

Vacuum cleaner for dust/water

For removal of dust and water from the tyre.

Ref. No.	Designation	Qty
519 7028	Vacuum cleaner for dust/water, pneumatic	1
	Accessories:	
519 7080	Spare vacuum bag	1

519 7028

Stapler

For the joining of tread splices when a tyre is retreaded.

Ref. No.	Designation	Staple width [mm]	Width [mm]	Qty
518 4309	Stapler, pneumatic Specifications: Operating pressure [bar] 5 - 6			1
	Accessories:			
518 4316	Staples	10	12	1
518 4323	Staples	16	12	1

518 4309

F

Hand tools

Cutting tools

For the preparation of damages on tyres of every type.

Ref. No.	Designation	Length [mm]	Width [mm]	Content	Qty
595 0801	**Side cutter for steelcord** • Toggle joint reduces expenditure of force • With opening spring • Plastic coated handle				1
595 2074	**Skiving knife, 5"** • Chromium-plated blade • Black, knobbed plastic handle • Ergonomic anti-slipping handle	125			
595 2067	**Rubber knife, 6"** • Chromium-plated blade • Black, knobbed plastic handle • Ergonomic handle	145			1
595 2050	**Rubber knife, 8"** • Chromium-plated blade • Black, knobbed plastic handle • Ergonomic handle	200			1
595 2184	**Rubber knife, 10"** • Chromium-plated blade • Black, knobbed plastic handle • Ergonomic handle	250			1
595 2191	**Rubber knife, 12"** • Chromium-plated blade • Black, knobbed plastic handle • Ergonomic handle	310			1
595 2177	**Rubber knife, 8", with retractable blade**	210			1
595 2218	**Spare blade** For use with 595 2177				1
595 4539	**Knife, 4", tapered**	100			1
595 4546	**Knife, 4", flexible**	100			1
519 7066	**Spare blade, for overflow cutter**				1
595 2108	**Scratch knife, adjustable**				1
595 2146	**Spare blade, for scratch knife**				1
595 2139	**Offset flexible knife**				1
595 2287	**Scissors, 8", industrial quality**	200			1
595 2304	**Scissors, 10", industrial quality**	255			1
519 7120	**DOT/serial numbers knife handle** Special knife for removal of original DOT/serial numbers.				1
519 7130	**Blade set** For use with DOT/serial numbers knife handle (519 7120)			12	1
519 7059	**Overflow cutter, large**		50		1
519 7066	**Spare blade, for overflow cutter**		50		1

595 0801

595 2074

595 2067

595 2050

595 2184

595 2177

595 4539

595 2108

595 2139

595 2287

519 7120

519 7059

F

595 2153

595 2225

519 6225

595 2160

Wetstones

For sharpening of knife blades.

Ref. No.	Designation	Length [mm]	Size [L x W x H mm]	Qty
595 2153	Wetstone, with wooden handle	200		1
595 2225	Wetstone	230		1
519 6225	Wetstone (block)		150 x 50 x 25	1
595 2160	Steel sharpener, with plastic handle	230		1

595 1013

595 1020

595 1044

595 1123

595 1147

595 1154

Stitcher

For smooth application of repair patches or rubber. For ordering other spare parts please use the collective Ref. No. 559 9994.

Ref. No.	Designation	Width [mm]	Dia. [mm]	Size [mm]	Content	Qty
595 1013	Stitcher, corrugated	1.5	13			1
595 1020	Stitcher, corrugated	2	25			1
595 1044	Stitcher, with ball bearing, corrugated	4	35			1
595 1123	Stitcher, with ball bearing, plain surface	12	35			1
596 1027	Stitcher standard, corrugated	4	35			1
595 1147	Needle stitcher	27	50			1
595 1154	Needle stitcher	46	50			1
	Accessories:					
595 0849	Spare needles, chromium			1.5 x 12	3000	1
595 0856	Buffing needles, chromium			2 x 18	10000	1
595 0832	Buffing needles, chromium			1.5 x 10	3000	1

F

595 8944

Rasp

For the cleaning and preparing of the injury when repairing with SEALASTIC or SUPER SEALASTIC repair units.

Ref. No.	Designation	Dia. [mm]	Length [mm]	Qty
595 8937	Rasp	4.5	85	1
595 8944	Rasp	6.5	195	1

571 9100

594 0580

Pincers and pliers TIP TOP

For the easy removal of foreign objects from tyres.

Ref. No.	Designation	Length [mm]	Qty
594 0580	Pincers, with lever nose	300	1
571 9100	Universal pliers, insulated, medium-hard 3.8	200	1
571 9090	Universal pliers IC 8210		1

570 9280

Tyre probes

Ref. No.	Designation	Length [mm]	Qty
570 9270	Tyre probe, with wooden handle	140	1
570 9280	Tyre probe, with plastic handle	140	1

Tyre scrapers

For the thorough cleaning of damaged surfaces, and tyre liners in conjunction with Liquid Buffer.

Ref. No.	Designation	Qty
595 1178	**Tyre scraper** For flat and curved surfaces.	1
595 4515	**Tyre scraper BANDAG** Especially suitable for profiled inner liners.	1

595 1178

595 4515

Cleaning brushes

For cleaning of buffed surfaces and removal of buffing dust in conjunction with a vacuum cleaner.

Ref. No.	Designation	Qty
595 4553	**Brass-bristled brush** For gentle cleaning of the buffed area.	1
595 0069	**Steel-bristled brush, adjustable** Hardness of bristles selectable.	1
594 0000	**Brush, with coconut fibres** **For removal of loose buffing dust.**	1
571 9060	**Handbrush, with horsehair bristles** For removal of loose buffing dust.	1

595 4553

595 0069

594 0000

F

Marking

Marking with pen

For writing directly on rubber or marking field of repair patches.

Ref. No.	Designation	Colour	Content
595 0045	**Rubber marking pen silver** For labelling rubber items of any kind.	silver	1
595 0052	**Patch marking pen, 0.6 mm F**	blue	10
595 0179	**Marking pen** For labelling rubber items of any kind.	white	5

595 0045

595 0052

595 0131

595 8401

595 8432

595 8460

595 0227

595 8425

Marking with chalk

For marking on tyre rubber. Clearly visible!

Ref. No.	Designation	Colour	Dia. [mm]	Content	Qty
595 0131	Lithografic marking chalk SISA	white	17	12	1
595 0203	Lithografic marking chalk SISA	yellow	17	12	1
595 8401	TIP TOP tyre marker	rubber white	13	12	1
595 8418	TIP TOP tyre marker	yellow	13	12	1
595 8449	Wax marking chalk	white	10	20	1
595 8432	Wax marking chalk	yellow	10	20	1
595 8460	Carmel special chalk Can also be used for marking on wet rubber.	white	17.5	12	1
	Accessories:				
595 0227	Chalk holder SISA For use with (595 0131); (595 0203)				1
595 8425	TIP TOP metal holder For use with (595 8401); (595 8418)				1
595 8456	Chalk holder, for 10 mm chalk For use with (595 8432); (595 8449)				1

Measuring

F

519 1653

519 1828

595 4467

571 9080

517 8511

Measuring tools

For accurate measurement of various values on tyre assessment.

Ref. No.	Designation	Measuring range [mm]	Weight [g]	Qty
519 1653	Tread depth gauge	0 - 30		1
519 1828	Digital tread depth gauge	0 - 35	112	1
595 4467	Steel tape measure	0 - 300		1
571 9080	Steel ruler, flexible	0 - 150		1
517 8511	Digital thermometer For measuring operating and process temperatures on objects such as steam lines, heating equipment, vulcanizing machines, motors, etc. The temperatures on or in the material to be vulcanized can be measured with the appropriate measuring equipment and sensors. Regularly monitoring temperatures can help to avoid malfunction or costs arising from the ensuing damage. All commercial K-type thermocouples with standard flat terminals are compatible with the instrument. **Specifications:** Temperature range [°C] -200 to +1370 Electric power [V] 9, block battery Size [W x D x H mm] 54 x 34 x 164 **Scope of delivery:** • 0.6 measurements per second • Inputs: (K101); (K102) für K-type thermocouples		180 (with battery)	1

Ref. No.	Designation	Weight [g]	Length [mm]	Dia. [mm]	Qty
517 8504	**Pen piercing thermometer** Pen-type thermometer with digital indication.	120			1
571 9070	**Infrared radiation thermometer MT6** For measuring on moving or electric parts without touching them. The thermometer measures and converts the thermal radiation emitted by the object. • Emission rate permanently set to 0.95 • Display holding time 7 sec • Temperature displayed in °C or °F (selectable) Temperature range [°C] -18 to +275 Accuracy [%] +/- 2 of measured value	350			1
595 8511	**Hygrometer**				1
595 8528	**Shore hardness tester**				1
595 8535	**Thickness gauge** Measuring range [mm] 0 - 30				1
	Accessories:				
517 8528	**Thermocouple wire, flexible, with connector** **For use with** Digital thermometer		1000		1
517 8535	**Sensitive pin, with connector** **For use with** Digital thermometer (517 8511)		100	3	1

517 8504

571 9070

595 8528

595 8511

595 8535

517 8535

Face protection

F

Safety goggles

The unique safety goggles for optimum comfort: Soft frame that fits snugly and also serves to absorb shocks; wide field of vision, adjustable side-pieces with locking mechanism, optimum ventilation. Easily exchangeable, convex lenses: scratch-resistant, resistant to chemicals, UV-absorbing, anti-static and anti-fog.

Ref. No.	Designation	Content	Qty
594 0700	**Safety goggles MAXIMA 650**		1
	Accessories:		
594 0710	**Spare glasses**	1 pair	1
571 9120	**Box for safety goggles**		1

594 0700

Face protector

Adjustable head band with polycarbonate face protection without metal parts. Fits snugly, due to adjustable head straps, shock-proof. Exchangeable extra-wide face shield made of transparent acetate which protects against solvents and other chemicals. Essential for garages and petrol stations when filling batteries with acids.

Ref. No.	Designation	Qty
594 0740	**Face protector SUPERVIZOR**	1
	Accessories:	
594 0750	**Spare face shield**	1

594 0740

Hand protection

Working gloves

The best gloves for your protection!

Ref. No.	Designation	Colour	Size	Content	Qty
519 7200	**Working gloves (vulcanizer) 3F** Heat-resistant, steam-resistant special leather.			1 pair	1
594 0010	**Gloves, split leather**	grey		1 pair	10
594 0020	**Gloves, leather (pigskin)**	yellow		1 pair	10
558 8709	**Protection gloves, cotton, with knobs**		9-10	1 pair	1
558 8716	**Protection gloves, cotton, with knobs**		10-12	1 pair	1
558 8723	**Protection gloves, cotton, thin**		8	1 pair	1
558 8572	**Protection gloves, cotton, thin**		10-12	1 pair	1
594 0790	**Protection gloves, nitrile**	yellow	8	1 pair	10
594 0800	**Protection gloves, nitrile**	yellow	9	1 pair	10
594 0810	**Protection gloves, nitrile** Washable, made of plastic-laminated cotton tricot, no perspiration, resistant to oil, acids and lacquers.	yellow	10	1 pair	10
595 1453	**Cutting protection glove, for right- and left-handers**			1	1

519 7200

594 0010

594 0020

558 8709

558 8723

594 0790

595 1453

F

Automotive

Chemical Products

G

Protecting, cleaning and caring

Hand protection

SKIN PROTECT is a water-soluble, white, fat- and silicone-free protective cream for skin care, protecting the skin with an elastic non-skid coating. It protects from stubborn dirt, e.g. soot, tar etc., and is especially suitable for work such as tyre repair, preparation for bonding, painting etc.

593 2276

570 9420

570 9050

Ref. No.	Designation	Content	Qty
593 2276	**SKIN PROTECT**	1000 ml bottle	1
570 9420	**CLEANI skin protector**	700 ml bucket	6
570 9050	**STOKOLAN hand protection cream, silicone-free** Apply to the hands before the work to protect the skin. Also excellently suitable for skin care after work.	100 ml standing tube	1

Hand care

SILK SKIN is a non water-soluble, silicone-free, slightly greasy protective skin-care cream with beeswax. High-quality vegetable oils complemented with moisture-regulating ingredients keep your skin smooth and elastic. Regular application after washing your hands supports the natural resistance and regeneration of the skin.

593 2269

Ref. No.	Designation	Content	Qty
593 2269	**SILK SKIN**	1000 ml bottle	1

G

REMA TIP TOP cream soap

- Excellent cleaning effect with normal soiling
- Pleasant, unobtrusive smell
- Practical, reusable dispenser
- Easy refilling with exchange bottle

593 0254

593 2551

593 2537

Ref. No.	Designation	Content	Qty
593 0254	**REMA TIP TOP cream soap**	1000 ml bottle	1
	Accessories:		
593 2551	**Dosing pump, for cream soap**		1
593 2537	**Wall-mounted dispenser, for cream soap**		1

Hand Cleaner TOP CLEAN

Cream type, efficient hand cleaner which does not attack the skin yet removes the toughest soiling from oil, grease, tar, resin, paint etc. Cleans with mild ingredients and very fine abrasive materials with no organic solvents. Contains no sand and therefore does not clog outlets or drains. Optimum skin protection when used together with SKIN PROTECT and SILK SKIN. Over 90% of the ingredients are biodegradable.

Ref. No.	Designation	Content	Qty
593 2001	Hand Cleaner TOP CLEAN	250 ml standing tube	1
593 2018	Hand Cleaner TOP CLEAN	5 l bucket	1
593 2025	Hand Cleaner TOP CLEAN	10 l bucket	1
	Accessories:		
593 2063	Dispenser TOP CLEAN		1

593 2001

593 2018

593 2063

Hand Cleaner SUPER

With orange fragrance, removes even the toughest dirt such as soot, paint, printing ink, tar, bitumen, underseal etc. Hand Cleaner SUPER cleans down to the pores, is easy to rinse off, does not contain sand and therefore will not clog drains or outlets.

Ref. No.	Designation	Content	Qty
593 0481	Hand Cleaner SUPER	4 l bucket	1
593 0443	Hand Cleaner SUPER	11 l bucket	1
593 0436	Hand Cleaner SUPER	120 l barrel	1
	Accessories:		
593 0467	Hand Cleaner dispenser STANDARD		1

593 0481

593 0467

593 0443

G

Hand Cleaner SOFT

Contains lanolin and vegetable oil without additional solvents. Therefore extremely mild and gentle to the skin. Does not clog drains or outlets. Alkali-free and adapted to the pH of the skin. With citric acid to preserve the skins natural resistance. Extremely economical (approx. 2 g are enough).

Ref. No.	Designation	Content	Qty
593 0498	Hand Cleaner SOFT	500 ml plastic can	12
593 0450	Hand Cleaner SOFT	11 l bucket	1

593 0498

593 0450

593 2283

593 0412

Accessories for hand care, protection and cleaning

Ref. No.	Designation	Content	Qty
593 2283	Wall-mounted dispenser For use with SKIN PROTECT (1000 ml), SILK SKIN (1000 ml)		1
593 5130	Hand brush	12	1
583 0170	Skin protection chart, tyres		1
583 0180	Skin protection chart, cars		1
593 0412	Hand cleaner dispenser STANDARD, universal For use with Hand Cleaner TOP CLEAN, Hand Cleaner SUPER		1

Mounting/Demounting

REMA TIP TOP offers mounting pastes and creams for mounting all types and sizes of tyres. These mounting lubricants are developed in our own laboratories and tested in the field. They are specifically designed for the respective application areas and mounting conditions (tools, equipment, tyre/rim assemblies) to avoid costly damage during the mounting process.

593 0591

593 0632

593 1765

UNIVERSAL mounting paste

For quick and easy mounting/demounting of all current tyre/rim combinations. Chemically neutral to rubber and metal, excellent lubrication for mounting and demounting operations = fewer injuries caused by tyre mounting. Prevents the tyre from slipping on the rim when rolling. Does not spatter on the vehicle body.

Ref. No.	Designation	Content	Qty						
593 0591	UNIVERSAL mounting paste	1 kg bucket	1	•	•	•	•	•	•
593 0601	UNIVERSAL mounting paste	3.5 kg bucket	1	•	•	•	•	•	•
593 0632	UNIVERSAL mounting paste	5 kg bucket	1	•	•	•	•	•	•
593 0625	UNIVERSAL mounting paste	10 kg bucket	1	•	•	•	•	•	•
593 1765	Black mounting paste	5 kg bucket	1	•	•	•	•	•	•

G

593 0577

Low section mounting paste

Especially developed to allow quick and easy mounting and demounting of low section tyres with standard tyre changers. Effective lubrication at the beginning of the mounting operation. This unproblematic product dries quickly and does not spatter on the vehicle body.

Ref. No.	Designation	Content	Qty		
593 0577	Low section mounting paste	3.5 kg bucket	1	•	•

593 1332

MONTSEAL

During tyre mounting, this mounting paste durably seals minor leaks where the bead is seated on the rim. Proven tyre mounting paste with additional bead sealing properties: ideal for mounting retreads or tyres on old rims.

Ref. No.	Designation	Content	Qty						
593 1332	MONTSEAL	5 kg bucket	1	•	•	•	•	•	•

Mounting cream

Ref. No.	Designation	Qty							
593 0515	**Mounting cream TRUCK** Developed for long sliding distances coupled with high friction between tyres and rims, and other extreme mounting conditions etc. New, effective sliding coat: makes tyre mounting/demounting easier, thus reducing wear to the equipment. Chemically neutral to rubber, steel and aluminium. Easy demounting even after advanced mileage. Economic usage. **Caution:** Due to the high sliding effect not to be used for car or motorcycle tyres, tractor driving wheels, tube-type industrial or EM tyres!	1	•	•	•	•			
593 0508	**Mounting cream W** Higher viscosity, therefore combining the features of paste and cream. Application to the side wall of industrial tyres enables the slip effect.	1				•	•		•
593 0539	**Mounting cream W-EM** Mounting cream for large EM tyres. Cream-type viscosity allows quick application to large areas. Good mounting/demounting properties. Stable viscosity.	1						•	•

593 0515

593 0508

593 0539

Mounting wax H

For all standard mounting applications on two-wheel vehicle and car tyres. Dries transparent!

Ref. No.	Designation	Content	Qty		
593 0553	**Mounting wax H**	5 kg bucket	1	•	•

593 0553

G

Mounting wax MONT 2000

For all standard mounting applications to car and truck tyres.

Ref. No.	Designation	Content	Qty		
593 1851	**Mounting wax MONT 2000**	5 kg bucket	1	•	•
593 1875	**Mounting wax MONT 2000**	10 kg bucket	1	•	•
593 1868	**Mounting wax MONT 2000, pallet**	5 kg bucket	72	•	•

593 1851

DEMOUNTING FLUID

Demounting fluid with excellent flow properties for demounting tyres which are stuck on their rims.

Product properties:
- Demounted tyre stays completely serviceable
- REMA TIP TOP DEMOUNTING FLUID does not attack the rubber structure of the beads and is free from mineral oil
- Extremely economical

Caution: Because of its high lubricating effect, DEMOUNTING FLUID must not be used for tyre mounting. The tyre may slip on the rim when rolling!

593 5541

Ref. No.	Designation	Content	Qty			
593 5541	DEMOUNTING FLUID	5 l can	1	•	•	•
593 5558	DEMOUNTING FLUID	10 l can	1	•	•	•
593 5565	DEMOUNTING FLUID	25 l can	1	•	•	•

MOUNTING FLUID

Especially for the clean mounting of high-value low-profile tyres and modern wheel systems such as PAX, RFT, SST etc.

Performance information:
- Solution with high initial sliding effect reducing the bounce pressure
- Quickly drying, providing firm seat of the tyre on the rim
- Reduces the risk of clogging pressure sensors on the wheel
- Economic usage, not harmful to the environment
- Dries clean and invisible on the tyre and wheel

593 5630

Ref. No.	Designation	Content	Qty	
593 5630	MOUNTING FLUID, sprayable	5 l can	1	•
593 5640	MOUNTING FLUID	400 ml spray	1	•

G

LUBE LIQUID

Liquid mounting agent, especially for agricultural tyres.
Caution: Concentrate to be diluted with water at a ratio of 1:5.

593 5503

Ref. No.	Designation	Content	
593 5503	LUBE LIQUID	1 l bottle	•
593 5510	LUBE LIQUID	5 l can	•

ANTI-GLISS LUBE

Bead bonding agent on resin base.
- Applied with a brush to the cleaned rim seat and tyre bead before mounting
- Do not additionally use a mounting agent such as mounting paste or mounting fluid!
- The tyre is then mounted within up to 30 minutes before ANTI-GLISS LUBE dries and produces a viscous bonding coat

593 0072

Ref. No.	Designation	Content	Qty	
593 0072	ANTI-GLISS LUBE	500 g tin	1	•

Lubricant for mounting industrial tyres

Liquid lubricant for easy mounting of SE and SIT tyres. Strong, persistent gliding film. Reduces the pressure required to mount the tyre.

Ref. No.	Designation	Content	Qty	
593 0388	Industrial tyre lubricant	1 l bottle	1	•
593 5620	Industrial tyre lubricant	25 l can	1	•

593 0388

BEAD SEALER

Spreadable sealant for sealing leaks caused by ageing or wear on the beads. BEAD SEALER is applied to the bead and bead seat before the tyre is inflated. During inflation the solid matter contained in the solution is pressed into the uneven areas and seals them.

Safety instruction: As BEAD SEALER is flammable, do not use it to fill the tyre. Also do not use it to seal larger bead injuries caused during tyre mounting, cuts extending to the fabric etc.

Ref. No.	Designation	Content	Qty			
593 0807	BEAD SEALER	1 l bottle	1	•	•	•
593 0814	BEAD SEALER	5 l can	1	•	•	•

593 0807

TYRE COMPOUND

Can be used as a "flexible pump ring" for all tyre mounting operations. Stiff paste with stable viscosity to seal the gap between tyre bead and rim edge.

Ref. No.	Designation	Content	Qty						
593 5613	TYRE COMPOUND	10 kg bucket	1	•	•	•	•	•	•

593 5613

Accessories - Handling

G

Mounting paste brushes

The flat brush is especially suitable for mounting low profile tyres. Brushes with round head do an excellent job for application of mounting paste.

Ref. No.	Designation	Width [mm]	Length of handle [mm]	Dia. [mm]	Qty
595 8360	Flat brush	50	200		1
593 0584	Special brush car		300	30	1
593 0618	Special brush truck, short		300	50	1
593 1978	Special brush truck, long		400	50	1
	Accessories:				
593 1954	Brush head			30	1
593 1961	Brush head			50	1

595 8360

593 0584

593 0618

593 1978

593 0649

Talcum

Fine grain, asbestos free, for the mounting of tube tyres and for the care of all rubber products

Ref. No.	Designation	Content	Qty
593 0649	Talcum	500 g can	10
593 0687	Talcum	25 kg in sack	1
593 0750	Talcum	50 kg in sack	1

595 0186

595 8308

595 8315

595 9307

595 8322

Brushes for solutions

The thickness of the brush and the hardness of the bristles have a determining influence on the quality and economy of the coat of cement in the skive, on the inner liner and on the patch.

Ref. No.	Designation	Dia. [mm]	Width [mm]	Qty
595 0186	**Brush, long bristles, natural fibre** **For use with** All cements	40		1
595 4649	**Brush top, with brush**			1
595 8308	**Special brush No. 10, with short fibre bristles** **For use with** SPECIAL CEMENT BL, HR SOLUTION etc.	25		1
595 8315	**Special brush No. 8, with short fibre bristles** **For use with** SPECIAL CEMENT BL, HR SOLUTION etc.	35		1
595 9307	**Special brush, specially short bristles** **For use with** SPECIAL CEMENT BLX and paste	20		1
595 8322	**Flat brush, short bristles** **For use with** INNERLINER SEALER		25	1

593 5084

Tyre paint

Can be painted or sprayed onto retreaded tyres to give the appearance of a new tyre.

Ref. No.	Designation	Colour	Content	Qty
593 5084	**REMA TIP TOP tyre paint, water-based**	black	25 l metal bucket	1

G

595 4508

595 4820

595 8353

595 8346

595 8298

Cleaning tins

For preserving brushes and cleaning agents.

Ref. No.	Designation	Dia. [mm]	Qty
595 4508	**Aluminium container, with brush and top**		1
595 4820	**Sheet zinc tin, with brush and top**		1
595 8298	**Brush cleaning tin UNIVERSAL, with brush**		1
595 8353	**Brush, with screw top** **For use with** Small cans such as e.g. 175 g tins		1
595 8346	**Tin top, with brush holder** **For use with** CFC-free solutions (650 g can), vulcanizing solutions (1 kg can)	50	1

Cleaning agent, inflammable (EU version)

For cleaning and preventing brushes from drying out. Labeled according to EU requirements for CFC-containing products.

Ref. No.	Designation	Content	Qty
595 9023	Cleaning agent	800 ml tin	1
595 9085	Cleaning agent	5 l can	1
595 9092	Cleaning agent	10 l can	1
595 9061	Cleaning agent	200 l disposable barrel	1

Cleaning agent, free of CFC/aromatic compounds

Prevents brushes from drying out. Cleans away cements, and rubber solutions. Labeled according to EU requirements for CFC-containing products.

Ref. No.	Designation	Content	Qty
595 9118	Cleaning agent R4	250 ml tin	1
595 9149	Cleaning agent R4	500 ml spray can	1
595 9125	Cleaning agent R4	800 ml tin	1
595 9132	Cleaning agent R4	5 l can	1

595 9125

Spray bottles

For even distribution of liquids on surfaces.

Ref. No.	Designation	Content	Qty
593 0120	Spray bottle Not suitable for solvents. For applying liquid bead lubricant for industrial tyres etc.	0.5 l	1
593 0137	Spray bottle Not suitable for solvents.	1 l	1
593 0144	Spray bottle for compressed air Suitable for solvents. With nipple for compressed air supply. Can be used like a spray can.	0.5 l	1

593 0120

593 0144

G

Tyre sealant

Preventive tyre sealant for tube-type and tubeless tyres. Helps to avoid costs arising from the breakdown of expensive vehicles such as agricultural tractors. Reduces the risk of tyre failures due to slow air loss that often results from smaller punctures. Automatically seals punctures. Stays effective during the whole service life of a tyre. Affects neither existing tyre repairs nor the repairability of a tyre. Released for a maximum speed of 80 km/h. A detailed list of the quantities required for the respective tyre sizes is enclosed with the product.

TT SEAL XXL

The preventive tyre sealant for all pneumatic tyres. Avoids costly downtime of vehicles and equipment. Reduces the risk of slow air loss that often results from smaller punctures.

593 1260

593 1277

Product properties:
- Seals punctures up to 8 mm
- Easy introduction into mounted tyres
- Effective during the whole service life of a tyre
- Maintains the repairability of the tyre

Caution: Released for a maximum speed of 40 km/h.

Ref. No.	Designation	Content	Qty		
593 1253	TT SEAL XXL A detailed list of the quantities required for the respective tyre sizes is enclosed with the product.	30 l container	1	•	•
593 1260	TT SEAL XXL A detailed list of the quantities required for the respective tyre sizes is enclosed with the product.	60 l container	1	•	•
	Accessories:				
593 1277	TT SEAL hand pump XXL, 100 ml/stroke		1		
593 1284	TT SEAL valve adapter VG12 to VG8		1		
593 1040	TT SEAL warning sticker		1		

G

TT SEAL XXL (operational chart, with every package included)

Tyre sealant TT-SEAL

Preventive tyre sealant for tube-type and tubeless tyres. Reduces the risk of tyre failures due to slow air loss, e.g. from smaller punctures. Automatically seals smaller injuries. Stays effective during the whole service life of a tyre. Affects neither existing tyre repairs nor the repairability of a tyre.

Ref. No.	Designation	Content	Qty		
593 1239	**TT SEAL, in display box, SB** Guards against punctures in tube-type and tubeless tyres. Released for a maximum speed of 80 km/h. A detailed list of the quantities required for the respective tyre sizes is enclosed with the product. Contains anti-corrosive agents for protection of rims and metal parts. Free of CFC and aromatic compounds. Includes adapter tube.	250 ml tube	12	•	•
593 1291	**TT SEAL, SB** Guards against punctures in tube-type and tubeless tyres. Released for a maximum speed of 80 km/h. A detailed list of the quantities required for the respective tyre sizes is enclosed with the product. Contains anti-corrosive agents for protection of rims and metal parts. Free of CFC and aromatic compounds. Includes adapter tube.	250 ml tube	5		•
593 2670	**TT SEAL** Guards against punctures in tube-type and tubeless tyres. Released for a maximum speed of 80 km/h. A detailed list of the quantities required for the respective tyre sizes is enclosed with the product. Contains anti-corrosive agents for protection of rims and metal parts. Free of CFC and aromatic compounds. Includes adapter tube.		10		•

593 1239

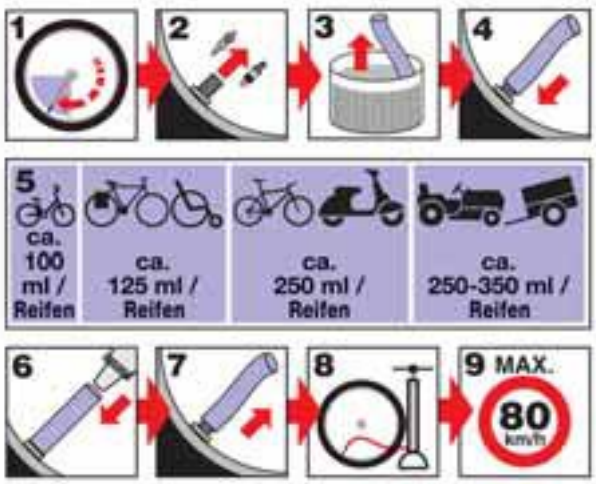

593 2670

G

IMPRINT

Repair Material
VULCANIZERS & RETREADERS 2007/2008

Editor:
REMA TIP TOP GmbH
Business Unit Automotive

Gruber Straße 63
85586 Poing · Germany

Phone +49 8121 707-234
Fax +49 8121 707-222
E-Mail info@tiptop.de

www.rema-tiptop.com

Design, Artwork, Production:
SOKO® München GmbH
Database Publishing Solutions
www.soko.de

Legal Notice:
Copyright© 2007
REMA TIP TOP GmbH

All information is given to the best of our knowledge. All specifications are to be considered non-binding information. Any claim for damages of any kind is excluded. We reserve the right to change technical specifications without prior notice, provided that they ensure product improvement. The information presented is based on technical experience but does not guarantee a product´s suitability for specific applications, and does not relieve the users of the responsibility to undertake their own testing, including where any third-party trademark rights are concerned. Pictures in the catalogue may contain optional accessories which are not included in the standard shipment, and need to be ordered additionally.

All relevant product information can be found in the respective documents, including operating instructions, technical datasheets as well as conditions for storage and application. The specified qualities of our products are based on information from the accompanying inspections for approval. They represent statistical product data and are not to be considered as guaranteed properties of an individual product.
In order to preserve product properties, the storage conditions indicated in DIN 7716 should be followed (including storing the product in the original package and in an area that is dry, cool and dark).

Keyword	Page
A	
Accessories - buffing rasps/buffing machines	91
Accessories - RAS and SRAS	26
Accessories - REMA TIP TOP extruders	62
Accessories - RUBBER CUT 300, 400	67
Accessories - SEALASTIC and SUPER SEALASTIC	23
Accessories - Special buffing motors	96
Accessories - Thermopress	54-55
Accessories - Vulcanizing	42
Accessories for hand care	110
Air buffers for retreading work	98
Angle grinder	99
ANTI-GLISS LUBE	112
Arbours MK1 for flex drive	88
Arbours, adapters for quick release chuck type	88
Arbours, Jacob chuck type	87
B	
Ball rasp, silver class	81
Ball shaped chip rasps, classic class	79
Bead breaker, other	72
Bead breaker, pumps and sealing rings	71-74
Bead repair segment	91
BEAD SEALER	113
Bead vulcanizers	55
Bead vulcanizers mashines	55-56
Bead vulcanizing clamp	55
Bead vulcanizing stand	56
Brushes for mounting paste	113
Brushes for solutions	114
Buffing and grinding wheels	89
Buffing disks for angle grinders	86
Buffing kit, REMA TIP TOP	83
Buffing motors, electrical	96
Buffing Motors and Hand Tools	95-104
Buffing rasps	76
Buffing rasps for buffing machines	90
Buffing set, silver class	81
Buffing wheels, silver class	80
C	
Cabinet for repair patches and materials	60
CDs, videos and presentations	47
Chemical cleaning and Vulcanizing for tubes	18
Chemical Products	107-118
Chip / Cone rasp, silver class	82
Chip cones, classic class	78
Chip rasps / buffing wheels, classic class	79
Chip rasps, REMA TIP TOP class	82
Cleaning agent, free cfc / aromatic compounds	115
Cleaning agent, inflammable (EU version)	115
Cleaning brushes	103
Cleaning tins	114
Compass saw for steel cord tyres	76
COMPOUND MASTER	62

Keyword	Page
Cream soap	108
CROSS-PLY repair patches, Series PN	35
CROSS-PLY repair patches, Series PN	34-39
CROSS-PLY repair patches, Series PN Wall chart	36
CROSS-PLY repair patches, Series PN-OTR	37
CROSS-PLY repair patches, Series PN-OTR Wall chart	38-39
Cutting tools and knives	101

D

DEMOUNTING FLUID	112
DETRADER blades for buffing machines	91
Digital extension	52
Dome contour rasps, REMA TIP TOP class	82
Domed buffing rasp, silver class	81
Domed contour rasps, classic class	80

E

EASY REPAIR GUM, free of CFC/aromatic compounds	92
EM bead breaker	71
EM bead breaker GIGANT	71
EM repair stand	60
Envelope patches	92
Envelope release agent	92
Envelope valves	93
ES finish buffer	86
Extruders	61

F

Face protector	105
Finish buffers	89
Fret saw, electric	97
Fret saw, pneumatic	99

G

Gliding foil - heat resistant	40
Grinding tools for steel cord preparation	85

H

Hand care	108
Hand Cleaner SOFT	109
Hand Cleaner SUPER	109
Hand Cleaner TOP CLEAN	109
Hand drills	97
Hand protection	108
Heavy-duty buffers	98
HM mill cutters and routers	77
HOT CUTTER	66
HR SOLUTION, free of CFC and aromatic compounds	42
HR SOLUTION, inflammable (EU version)	42
HSS mill cutters	77

I

INNERLINER SEALER	42

L

Lighting	70
Limestones	84
LIQUID BUFFER	18
Lubricant for mounting industrial tyres	113
Low section mounting paste	110
LUBE LIQUID	112

M

Marking with chalk	104
Marking with pen	103
Measuring tools	104-105
MINICOMBI	21-22
MINICOMBI Combi Pack	21
MONTSEAL	110
Mould release agent	92
Mounting cream	111
MOUNTING FLUID	112
Mounting wax H	111
Mounting wax MONT 2000	111
Mounting/ Demounting chemicals	110-113
MTR RUBBER	43
MTR SOLUTION, free of CFC and aromatic compounds	44
MTR SOLUTION, inflammable	44
MTR SOLUTION, inflammable (EU version)	44
MTR SUPER FINISH RUBBER	43
MTR-CR RUBBER	43

P

Patch hammer	99
Patch templates, Series 100	31
Patch templates, Series 200	31
Patch templates, Series 500	31
Patch templates, Series PN	37
Pencil buffers, classic class	78
Pincers and pliers TIP TOP	102
Pressure equalizing pads	53
Protection	105-106
Pumps	73

R

RAD repair patches, Series 100	28-30
RAD repair patches, Series 100	28
RAD repair patches, Series 100 Wall chart	29
RAD repair patches, Series 100/OTR Wall chart	30
RAD repair patches, Series 200 - steel-reinforced	31
RAD repair patches, Series 200 / 500	31-32
RAD repair patches, Series 500 - ARAMID	31
RAD repair patches, Series 500 - steel-reinforced	31
RAD repair patches, Series 500 Wall chart	32
RADIAL ANCHOR SEAL	25
Rasp	102
Regrooving / HOT CUTTER	65-74
REMA SEAL	25

INDEX

Keyword	Page
REMA STEM	27
REP BOY tyre spreader	69
Repair instructions	47
Repair Products for Tyres	19-48
REPMAT tyre spreader	68
Rotary gouges	76
Rotary wire brushes	83
Rubber base valves	16
RUBBER CUT 300	66
RUBBER CUT 400	66
RUBBER CUT STATION	67
Rubber for repairs and solutions	43-46
Rubber spuds (hot vulcanization)	17
RUN FLAT Repair Kit	20
S	
Safety goggles	105
SEALASTIC	23
SEALFIX	24
Sealing rings	74
SPECIAL CEMENT BL	40
SPECIAL CEMENT BL, free of CFC/aromatic compounds	40
SPECIAL CEMENT BL, inflammable (EU version)	40
SPECIAL CEMENT OTR	41
Special Tools for Tyre Repair	74-94
Spray bottles	115
Stapler	100
Stitchers	102
SUPER RADIAL ANCHOR SEAL	26
SUPER SEALASTIC	23
Support stand	52
SV bonding rubber	43
T	
T2 cleaning rubber	46
T2 COMPOUND	45
T2 SOLUTION inflammable	46
T2 SOLUTION, inflammable (EU version)	46
Talc	114
Thermopress EM	58-60
Thermopress EM heating mats	59
Thermopress EM heating plate	59
Thermopress EM heating pockets	59
Thermopress EM heating pockets	59
Thermopress EM machines	58
Thermopress machines	50-51
Thermopress MTR cushion gum	44
Thermopress patches	33
Thermopress tyre repair kit	33
Thermopress vulcanizing mashines and accessories	49-64
Truck tyre lift	74
Tube patches	10
Tube Repair	7-18

Keyword	Page
Tube repair kit	14
Tube repair kit	15
Two-wheel repair kits	11-13
TYRE COMPOUND	113
Tyre lift spreader	68
Tyre marking	64
Tyre marking, electric	63
Tyre marking, Letter	63
Tyre paint	114
Tyre probes	102
Tyre scrapers	103
Tyre sealant TT SEAL XXL	116
Tyre sealant TT-SEAL	117
Tyre speaders	68-69
Tyre spreaders others	69
Tyre transport	70
U	
UNIVERSAL mounting paste	110
UNIVERSAL PATCH (UP)	27
V	
Vacuum cleaner for dust/water	100
Valve patches	17
Valve patches with fabric reinforcement	17
Valves patches	16-17
VULC COMPOUND A+B, free of CFC and aromatic compounds	45
VULC COMPOUND A+B, inflammable (EU version)	45
Vulcanizing fluid	18
Vulcanizing fluids	40
VULCSTAR rubber track repair kit	57
VULCSTAR vulcanizing machine	56-57
W	
Wall charts	47
Whetstones	102
Wirkshop equipment	70
Working gloves	106
Working table for truck tyre	61
Workplace PROFI	60
Workshop kits, tube	15

NOTES

NOTES

TÜV AUTOMOTIVE

Stahlgruber Otto Gruber GmbH & Co KG
85586 Poing, Gruberstraße 63

The company obtains by means of the certificate No. 02 10 9811 002 and the corresponding Technical report 70033020 the right to mark its products which are described in the following with the displayed approval mark of the certification body of TÜV Automotive GmbH, TÜV Süddeutschland Group.

TÜV
AUTOMOTIVE
voluntarily tested according to:
ECE R30 / R54 / R75
TÜV Süddeutschland

This Product fulfils the basical requirements according to the testing requirements of TÜV Automotive GmbH, TÜV Süddeutschland Group.

Description of the Product:
Minicombi - repair set A3,A4,5 and A6 for passenger car tire (ECE R30), truck tire (ECE R54) and motor-cycle tire (ECE R75)

This Certificate is valid until: September 2008.

Gaimersheim, 19.09.2006

TÜV AUTOMOTIVE GmbH
TÜV Süddeutschland Group
Certification of Product

Laboratory

UNTERNEHMENSGRUPPE TÜV SÜDDEUTSCHLAND

TÜV

REMA TIP TOP GmbH
Business Unit Automotive

Gruber Straße 63
85586 Poing · Germany

Phone +49 8121 707-234
Fax +49 8121 707-222
E-Mail info@tiptop.de

www.rema-tiptop.com

Tube Repair

Repair Products for Tyres

Vulcanizing Machines and Accessories

Special Tools for Tyre Handling and Regrooving

Special Tools for Tyre Repair

Buffing Motors and Hand Tools

Chemical Products

581 4231 - V.07 Printed in Germany